

SHOP DRAWINGS FOR: AMWAY BLDG 9 BUENA PARK, CALIFORNIA

ARCHITECT:

GENERAL CONTRACTOR:

PROJECT:

**NUTRULITE
RESEARCH
CENTER
BLDG 9**

5660 BEACH BLVD
BUENA PARK, CA 90622

REVISIONS/SUBMISSIONS:

▽	ARCH & ENG REVIEW/COMMENTS	07-31-12
▽	FOR SUBMISSION	07-31-12
▽	GCI REVIEW & APPROVAL (2ND DRAFT)	07-08-12
▽	PRELIM REVIEW	06-23-12

DRAWN BY: (og) ozzie@psds.us

**PROFESSIONAL
SHOPDRAWINGS**
For the Commercial Glazing Industry
125 E Tahquitz Canyon Way
Suite 203-M
Palm Springs, CA 92262
(951) 377-4114

PROJECT: 13-103

DRAWING TITLE:

TITLE SHEET

SCALE:

24 x 36 SHEET SIZE

PLOT DATE:

2013.06.23

SHEET NO:

T

GENERAL NOTES

DRAWN PER PLANS ISSUED FOR CONSTRUCTION SET DELTA 5 DATED 05-06-13 THRU DELTA 9
ALL DIMENSIONS TO BE VERIFIED IN FIELD PRIOR TO FABRICATION/ORDERING

- STRUCTURE MUST BE CAPABLE OF WITHSTANDING LOADS IMPOSED BY GLAZING SYSTEM
- ALL DIMENSIONS SHOWN ARE TO DEMONSTRATE GENERAL COMPLIANCE WITH ARCHITECTURAL DESIGN INTENT. ALL DIMENSIONS SHALL BE FIELD VERIFIED PRIOR TO FABRICATION OR INSTALLATION OF FRAMING AND GLAZING MATERIALS. ALL DIMENSIONS ARE SUBJECT TO SLIGHT MODIFICATIONS TO FIT WINDOW ROUGH OPENINGS.

FRAMING

CURTAIN WALL : UNITED STATES ALUMINUM / CR LAURENCE 3250 SERIES 2-1/2" PROFILE WITH 10", 7" & 6" DEPTHS FOR 1" GLASS

STOREFRONT WINDOWS : UNITED STATES ALUMINUM / CR LAURENCE FF451 2" x 4-1/2" FLUSH FRONT OUTSIDE GLAZED ALUMINUM STOREFRONT SYSTEM FOR 1" GLASS

DOORS

UNITED STATES ALUMINUM / CR LAURENCE SERIES 550 WIDE STILE ALUMINUM DOOR WITH 1" GLASS
10" TYPICAL RIPS AND 1" INSULATED DOOR LITES
DOOR HARDWARE PER HARDWARE SCHEDULE

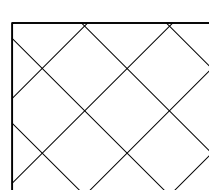
SEALANT

- DOW CORNING 795 (STRUCTURAL - AT ALL ALUMINUM TO ALUMINUM AND GLASS TO ALUMINUM APPLICATIONS)

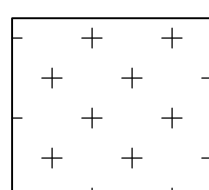
FINISH

- CLEAR ANODIZED

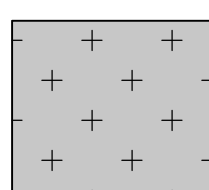
GLASS TYPE



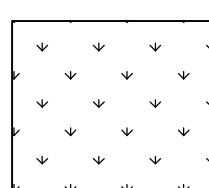
GL-1 1" INSULATED GREEN TINTED PILKINGTON
OUTBOARD LITE = 1/4" PILK EVERGREEN
AIR SPACE = 1/2" SPACER
INBOARD LITE = 1/4" CLEAR




GL-2 1" INSULATED GREEN TINTED REFLECTIVE VIRACON
OUTBOARD LITE = 1/4" VT8-20 EVERGREEN REFLECTIVE #2
AIR SPACE = 1/2" SPACER
INBOARD LITE = 1/4" CLEAR



GL-2S 1" INSULATED GREEN TINTED REFLECTIVE SPANDREL - VIRACON
OUTBOARD LITE = 1/4" VT8-20 EVERGREEN REFLECTIVE #2
AIR SPACE = 1/2" SPACER
INBOARD LITE = 1/4" CLEAR W/SPANDREL COAT #4



GL-3 1" INSULATED BLUE TINTED REFLECTIVE VIRACON
OUTBOARD LITE = 1/4" VT7-20 AZURLITE REFLECTIVE #2
AIR SPACE = 1/2" SPACER
INBOARD LITE = 1/4" CLEAR



GL-4 1" INSULATED CLEAR
OUTBOARD LITE = 1/4" CLEAR
AIR SPACE = 1/2" SPACER
INBOARD LITE = 1/4" CLEAR

NOTE: COMPOSITE PANELS, FURNISHED AND INSTALLED BY OTHERS,
TO OCCUR AT BAND OF CLEAR GLASS (GL-4).
GCI TO COORDINATE ATTACHMENT DETAILS AND INSTALLATION WITH G.C AND SUB

TEMPERING NOTES:
ALL GLASS SHALL BE FULLY TEMPERED AND LABELED IN THE FOLLOWING HAZARDOUS LOCATIONS.

GLAZING IN SWINGING DOORS.

GLAZING IN FIXED AND SLIDING PANELS OF SLIDING DOOR ASSEMBLIES.

GLAZING IN UNFRAMED SWINGING DOORS.

GLAZING IN AN INDIVIDUAL FIXED OR OPERABLE PANEL ADJACENT TO A DOOR WHERE THE NEAREST EXPOSED EDGE OF THE GLAZING IS WITHIN A 24-INCH ARC OF EITHER VERTICAL EDGE OF THE DOOR IN A CLOSED POSITION AND WHERE THE BOTTOM EXPOSED EDGE OF THE GLAZING IS LESS THAN 60 INCHES ABOVE THE WALKING SURFACE.

DESIGN CRITERIA

SCREWS & ANCHORS

- HILTI KWIK HUS-EZ 3/8" DIA. x 2-1/2" WITH 1-5/8" MIN. EMBEDMENT ESR-3027
- HILTI DRIL-FLEX SELF DRILLING SCREWS 12-14, 1/4-14 ESR-3332

DESIGN

85-MPH WIND SPEED

28.2 PSF MAX

EXPOSURE C

MAX DEFLECTION
L/40 FOR 3'-6" & LESS
L/40 + 1/4" FOR OVER 3'-6"

IMPORTANCE 1.0

CBC 2010

CURTAIN WALL

ALUMINUM 6063-T5

SAMPLE DRAWINGS

HATCH LEGEND

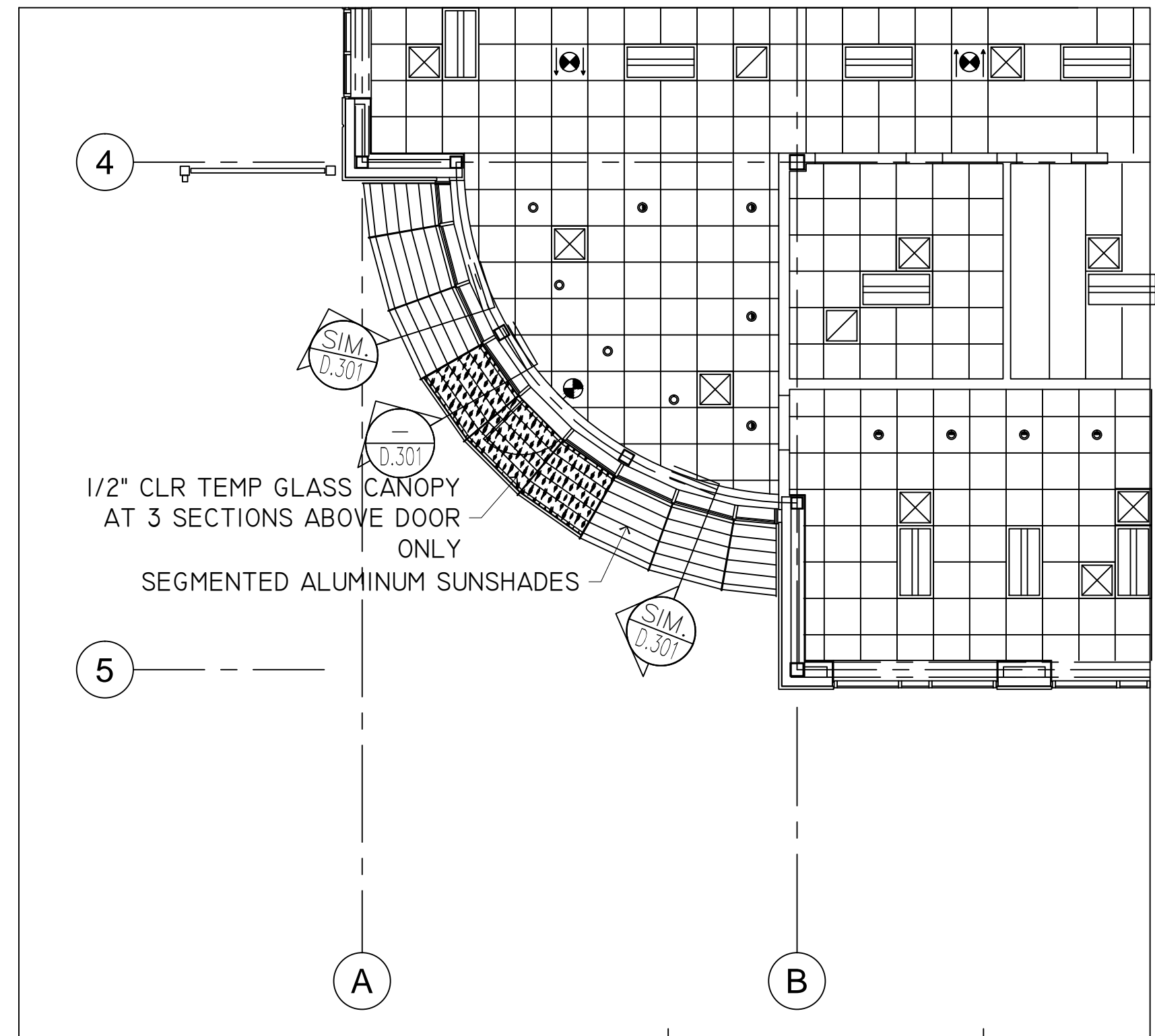
ALUMINUM	
STEEL	
PLYWOOD	
GYP. BOARD	
BACKER ROD	
CONCRETE / STUCCO	

SYMBOL LEGEND

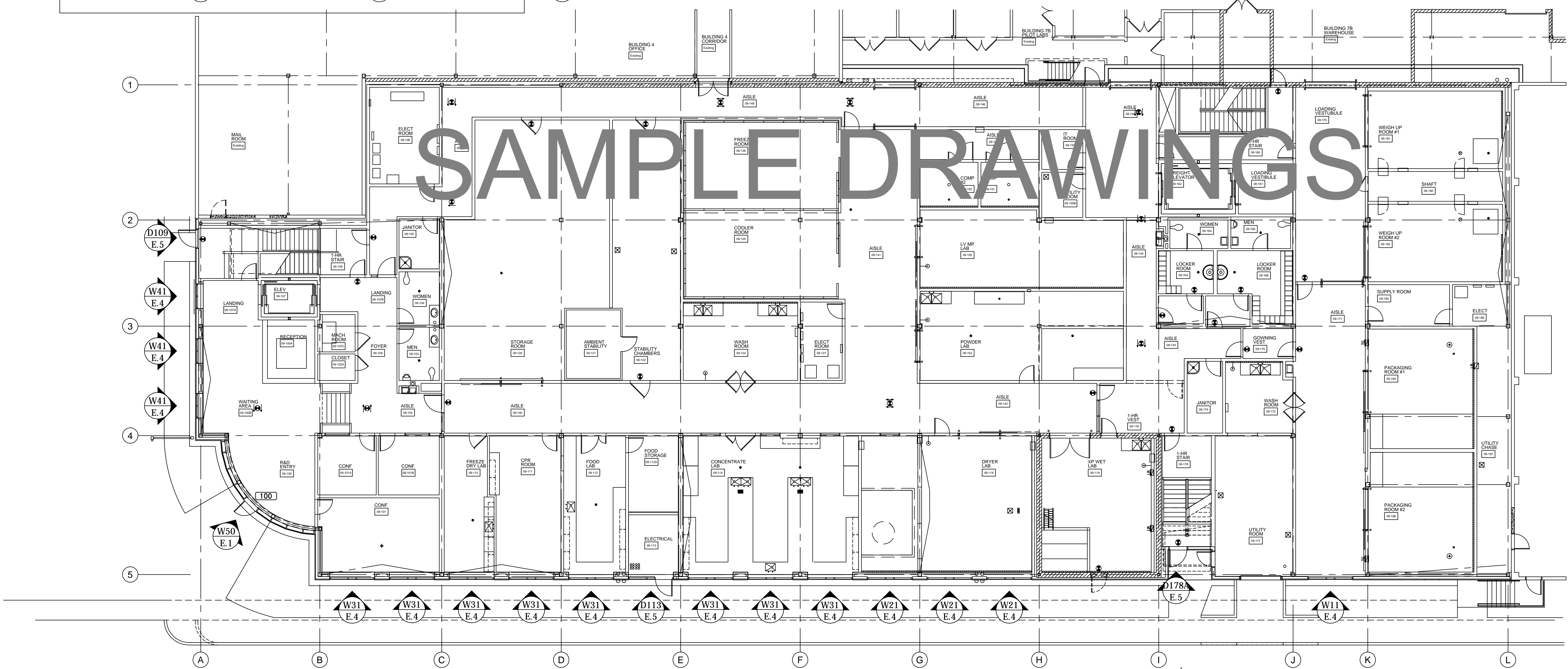
FLOOR PLAN ELEVATION MARKER		ELEVATION MARK SHEET NUMBER
ELEVATION MARK		ELEVATION MARK
DETAIL NOTE		DETAIL NUMBER SHEET NUMBER
DOOR NUMBER		
MATCH LINE MARKER		FILED IN AREA SIDE OF DISPLAY
WIND LOAD ANCHOR CLIP		
T-ANCHOR CLIP		#1= ATTACH TO CONCRETE #2= ATTACH TO STEEL #3= ATTACH TO STEEL STUD
REVISION MARK		REVISION NUMBER

ABBREVIATIONS

RO	=	ROUGH OPENING
NFD	=	NET FRAME DIMENSION
TYP	=	TYPICAL
DO	=	DOOR OPENING
DLO	=	DAYLITE OPENING
SP	=	SPANDREL GLASS
T	=	TEMPERED GLASS (WHERE REQUIRED BY CODE)
CL	=	CENTER LINE
VIF	=	VERIFY IN FIELD
FF	=	FINISH FLOOR
QTY	=	QUANTITY
TBD	=	TO BE DETERMINED
REQ	=	REQUIRED
GC	=	GENERAL CONTRACTOR



FLOOR PLAN BLDG 9 – SUNSHADE PLAN
 SCALE: NTS
 ARCH. REF: A-2.11



FLOOR PLAN BLDG 9 – FIRST FLOOR
 SCALE: 3/32" = 1'-0"
 ARCH. REF: A-2.11

NOTE: FLOOR PLANS SHOWN FOR WINDOW LOCATION REFERENCE ONLY

ARCHITECT:

GENERAL CONTRACTOR:

PROJECT:

NUTRULITE RESEARCH CENTER BLDG 9

5660 BEACH BLVD
 BUENA PARK, CA 90622

REVISIONS/SUBMISSIONS:

ARCH & ENG REVIEW/COMMENTS	07-31-15
FOR SUBMISSION	07-30-15
GC REVIEW & APPROVAL (END DRAFT)	07-08-15
PRELIM REVIEW	06-23-15

DRAWN BY: (og) ozze@psds.us
PROFESSIONAL SHOPDRAWINGS
 125 E Tahquitz Canyon Way
 Suite 203-M
 Palm Springs, CA 92262
 (951) 377-4114

PROJECT: 13-103

DRAWING TITLE:

FLOOR PLAN

SCALE:

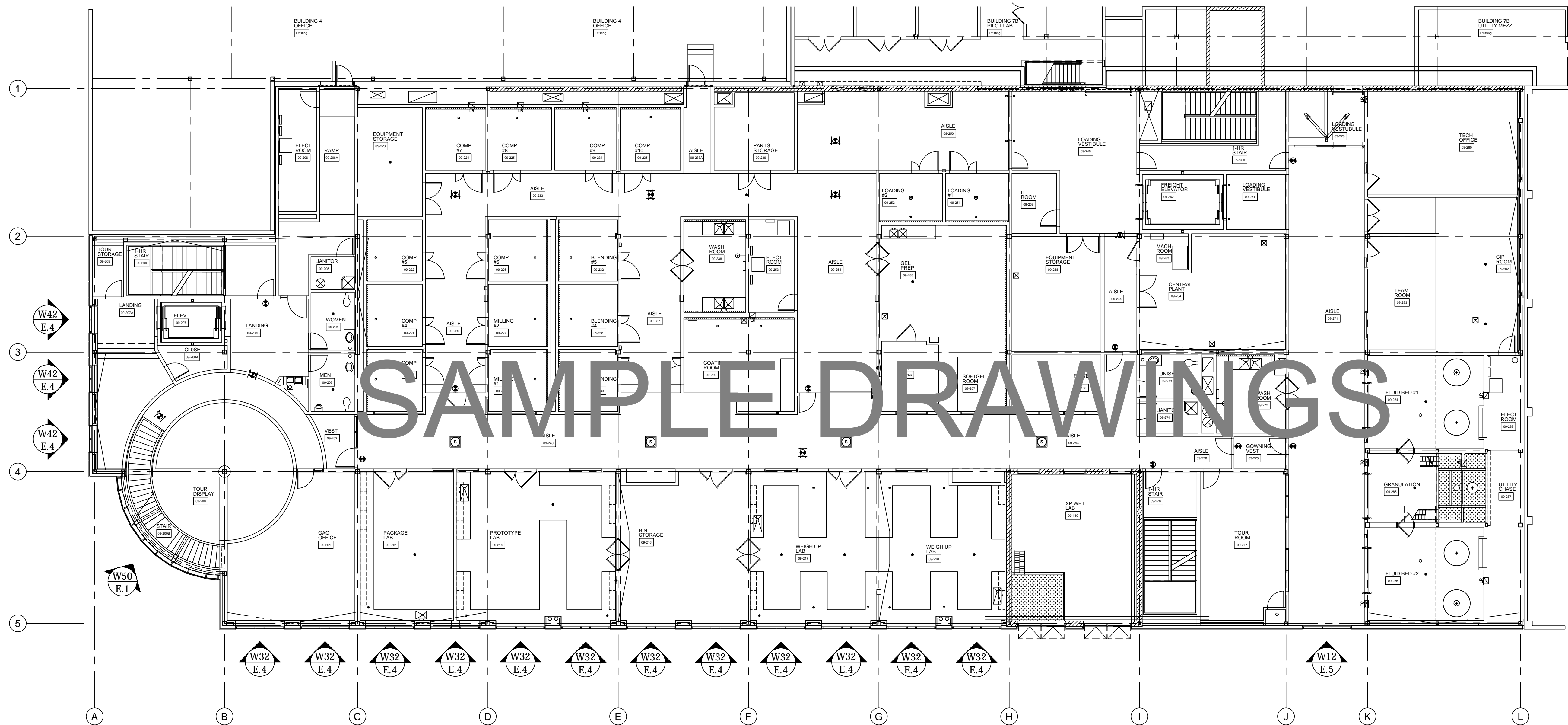
1/8" = 1'-0"

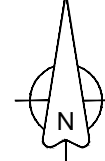
PLOT DATE:

2013.06.23

SHEET NO:

F.1




FLOOR PLAN BLDG 9 – SECOND FLOOR
 SCALE: 3/32" = 1'-0"
 ARCH. REF: A-2.21

NOTE: FLOOR PLANS SHOWN FOR WINDOW LOCATION REFERENCE ONLY

ARCHITECT:

GENERAL CONTRACTOR:

PROJECT:

**NUTRULITE
 RESEARCH
 CENTER
 BLDG 9**

5660 BEACH BLVD
 BUENA PARK, CA 90622

REVISIONS/SUBMISSIONS:

ARCH & ENG REVIEW/COMMENTS	07-31-15
FOR SUBMISSION	07-30-15
GC REVIEW & APPROVAL (END DRAW)	07-08-15
PRELIM REVIEW	06-23-15

DRAWN BY: (og) ozze@psds.us
**PROFESSIONAL
 SHOPDRAWINGS**
INC. California Corporation
 125 E Tahquitz Canyon Way
 Suite 203-M
 Palm Springs, CA 92262
 (951) 377-4114

PROJECT: 13-103

DRAWING TITLE:

FLOOR PLAN

SCALE:

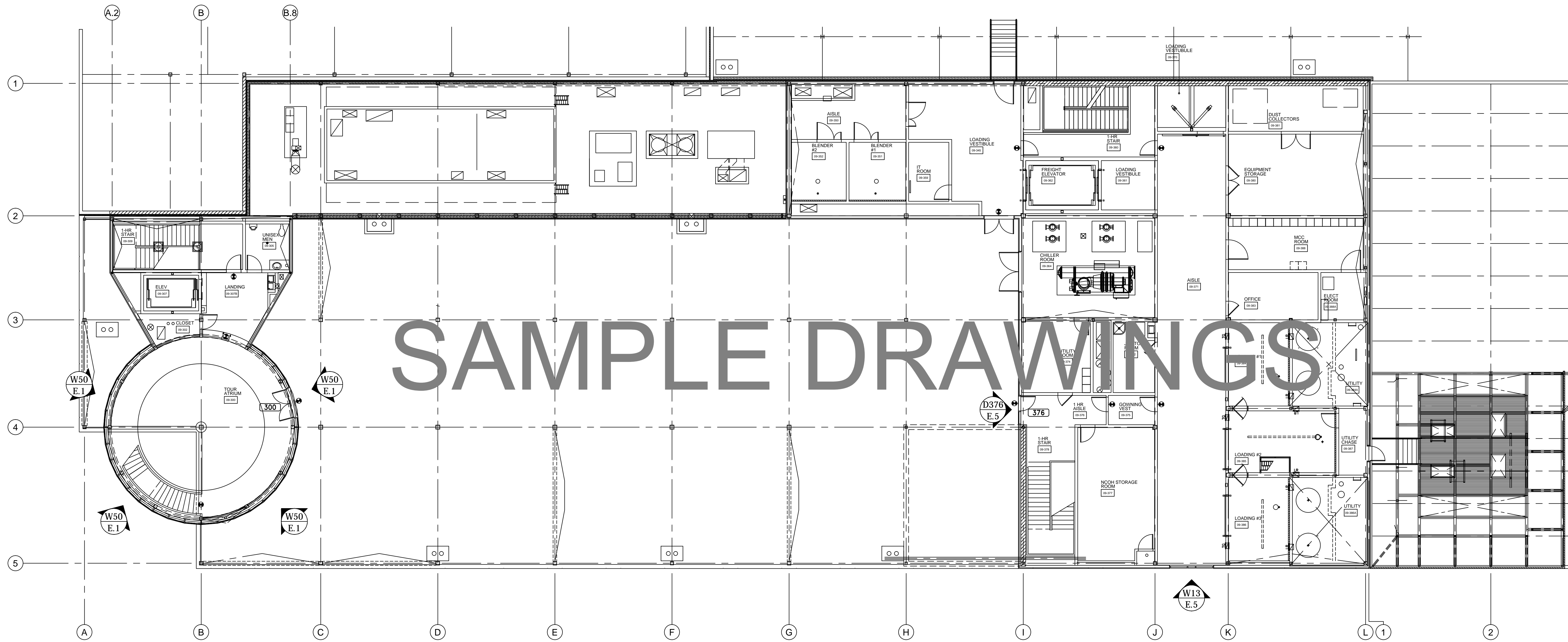
1/8" = 1'-0"

PLOT DATE:

2013.06.23

SHEET NO:

F.2



SAMPLE DRAWINGS

FLOOR PLAN BLDG 9 - THIRD FLOOR
 SCALE: 3/32" = 1'-0"
 ARCH. REF: A-2.31

NOTE: FLOOR PLANS SHOWN FOR WINDOW LOCATION REFERENCE ONLY

ARCHITECT:

GENERAL CONTRACTOR:

PROJECT:

**NUTRULITE
 RESEARCH
 CENTER
 BLDG 9**

5660 BEACH BLVD
 BUENA PARK, CA 90622

REVISIONS/SUBMISSIONS:

ARCH & ENG REVIEW/COMMENTS	07-31-15
FOR SUBMISSION	07-30-15
GC REVIEW & APPROVAL (END DRAFT)	07-08-15
PRELIM REVIEW	06-23-15

DRAWN BY: (og) ozze@psds.us
**PROFESSIONAL
 SHP DRAWINGS**
 125 E Tahquitz Canyon Way
 Suite 203-M
 Palm Springs, CA 92262
 (951) 377-4114

PROJECT: 13-103

DRAWING TITLE:

FLOOR PLAN

SCALE:

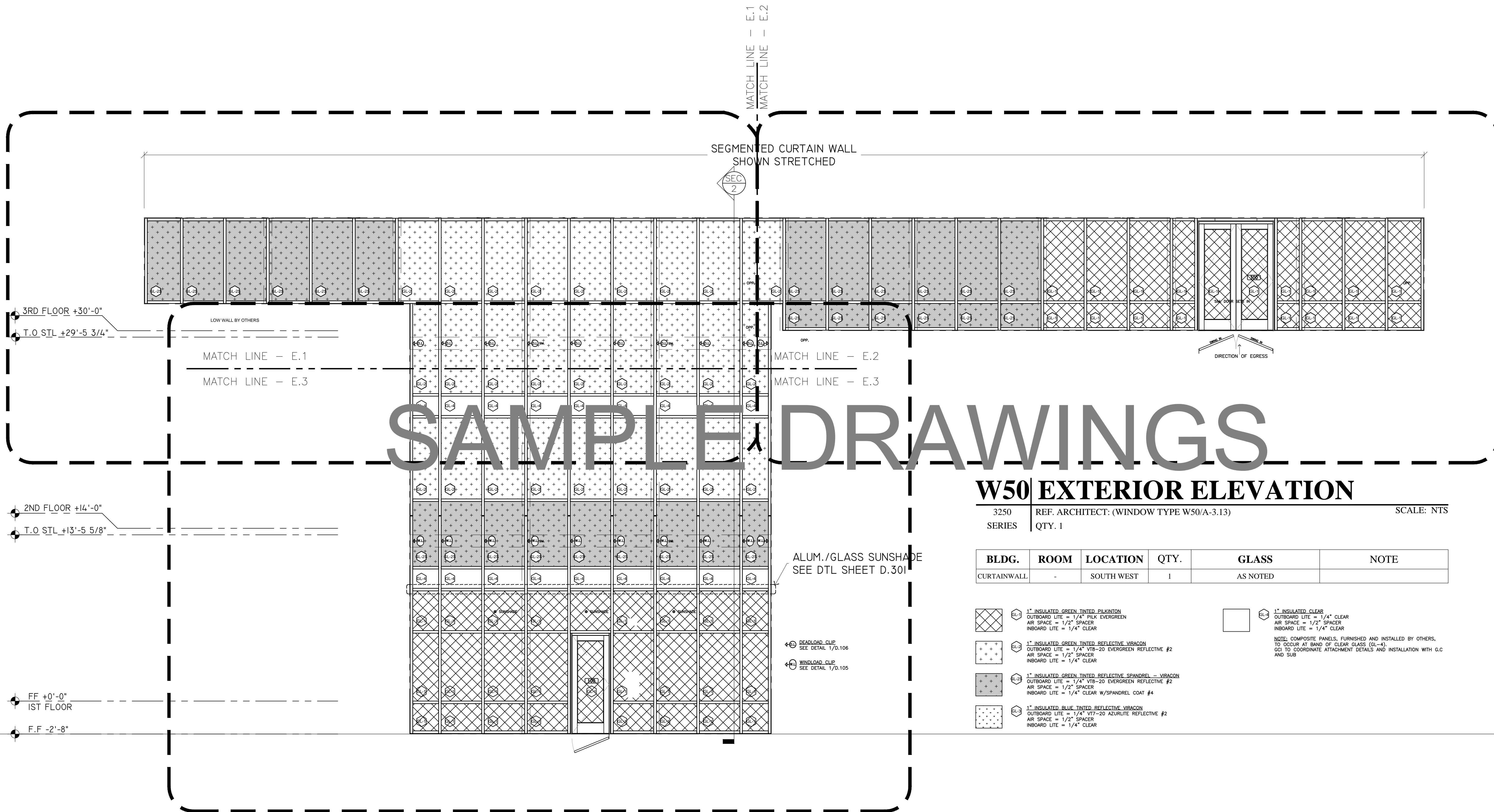
1/8" = 1'-0"

PLOT DATE:

2013.06.23

SHEET NO:

F.3



SAMPLE DRAWINGS

W50 EXTERIOR ELEVATION

3250 SERIES REF. ARCHITECT: (WINDOW TYPE W50/A-3.13) QTY. 1 SCALE: NTS

BLDG.	ROOM	LOCATION	QTY.	GLASS	NOTE
CURTAINWALL	-	SOUTH WEST	1	AS NOTED	

- 1" INSULATED GREEN TINTED PILKINTON
 OUTBOARD LITE = 1/4" PILK EVERGREEN
 AIR SPACE = 1/2" SPACER
 INBOARD LITE = 1/4" CLEAR
 - 1" INSULATED GREEN TINTED REFLECTIVE VIBRACON
 OUTBOARD LITE = 1/4" VTB-20 EVERGREEN REFLECTIVE #2
 AIR SPACE = 1/2" SPACER
 INBOARD LITE = 1/4" CLEAR
 - 1" INSULATED GREEN TINTED REFLECTIVE SPANDREL - VIBRACON
 OUTBOARD LITE = 1/4" VTB-20 EVERGREEN REFLECTIVE #2
 AIR SPACE = 1/2" SPACER
 INBOARD LITE = 1/4" CLEAR W/SPANDREL COAT #4
 - 1" INSULATED BLUE TINTED REFLECTIVE VIBRACON
 OUTBOARD LITE = 1/4" VT7-20 AZURLITE REFLECTIVE #2
 AIR SPACE = 1/2" SPACER
 INBOARD LITE = 1/4" CLEAR
 - 1" INSULATED CLEAR
 OUTBOARD LITE = 1/4" CLEAR
 AIR SPACE = 1/2" SPACER
 INBOARD LITE = 1/4" CLEAR
- NOTE: COMPOSITE PANELS, FURNISHED AND INSTALLED BY OTHERS, TO OCCUR AT BAND OF CLEAR GLASS (GL-4). GCI TO COORDINATE ATTACHMENT DETAILS AND INSTALLATION WITH G.C. AND SUB.

ARCHITECT:

GENERAL CONTRACTOR:

PROJECT:

NUTRULITE RESEARCH CENTER BLDG 9

5660 BEACH BLVD
BUENA PARK, CA 90622

REVISIONS/SUBMISSIONS:

NO.	REVISION	DATE
1	ARCH & ENG REVIEW/COMMENTS	07-31-12
2	FOR SUBMISSION	07-31-12
3	GCI REVIEW & APPROVAL (2ND DRAFT)	07-08-12
4	PRELIM REVIEW	06-23-12

DRAWN BY: (og) ozzie@psds.us
PROFESSIONAL SHOPDRAWINGS
 For the Commercial Glazing Industry
 125 E Tahquitz Canyon Way
 Suite 203-M
 Palm Springs, CA 92262
 (951) 377-4114

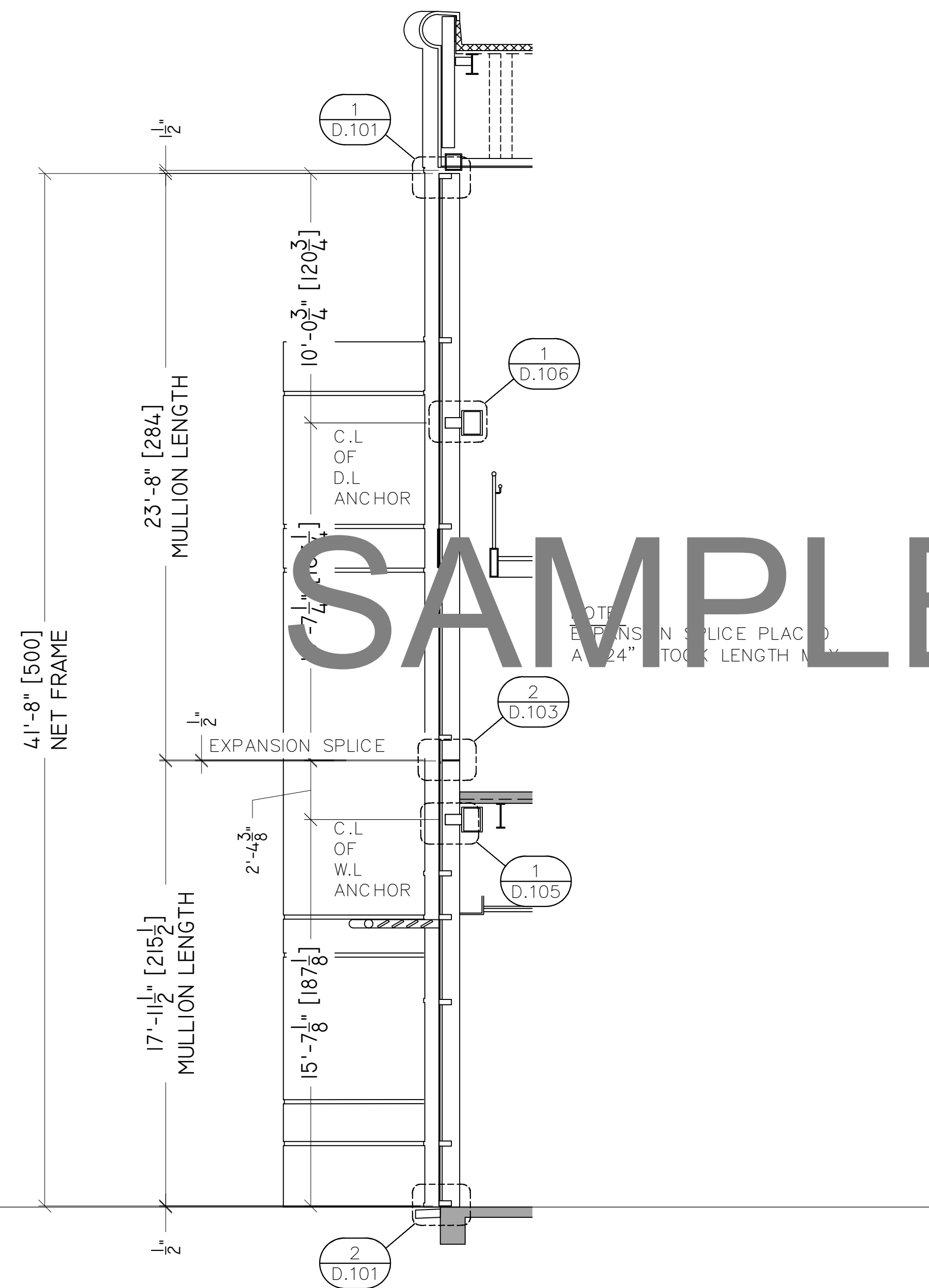
PROJECT: 13-103
DRAWING TITLE:

CW KEY ELEVATION

SCALE:
1/2" = 1'-0"

PLOT DATE:
2013.06.23

SHEET NO:
KE.1



SAMPLE DRAWINGS

ARCHITECT:

GENERAL CONTRACTOR:

PROJECT:

NUTRULITE RESEARCH CENTER BLDG 9

5660 BEACH BLVD
BUENA PARK, CA 90622

REVISIONS/SUBMISSIONS:

NO.	DESCRIPTION	DATE
1	ARCH & ENG REVIEW/COMMENTS	07-31-12
2	FOR SUBMISSION	07-31-12
3	GCI REVIEW & APPROVAL (2ND DRAFT)	07-08-12
4	PRELIM REVIEW	06-23-12

DRAWN BY: (og) ozzie@psds.us

PROFESSIONAL SHOPDRAWINGS
For the Commercial Glazing Industry
125 E Tahquitz Canyon Way
Suite 203-M
Palm Springs, CA 92262
(951) 377-4114

PROJECT: 13-103

DRAWING TITLE:

CW SECTION

SCALE:

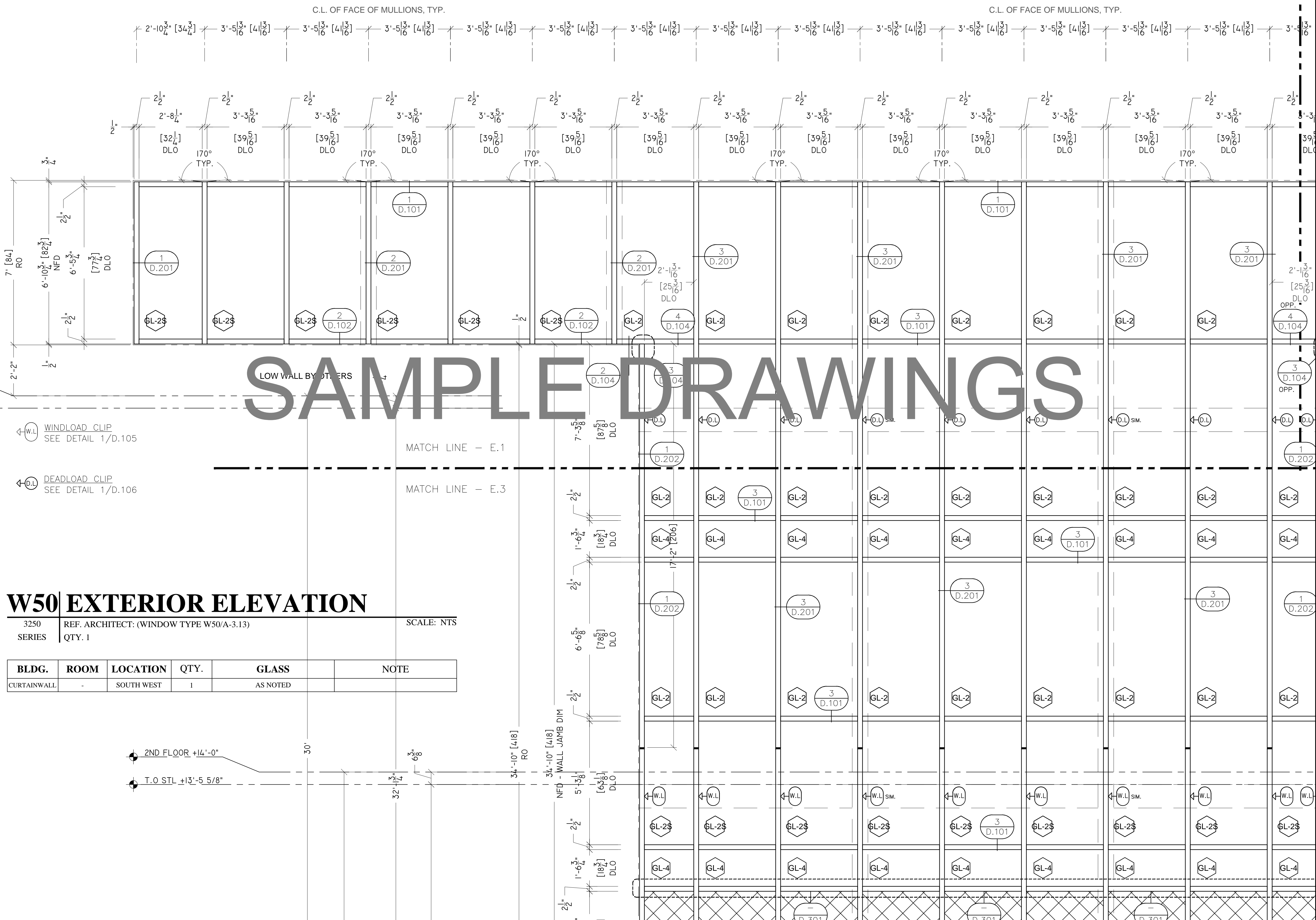
1/2" = 1'-0

PLOT DATE:

2013.06.23

SHEET NO:

SEC.



SAMPLE DRAWINGS

W50 EXTERIOR ELEVATION

3250 SERIES REF. ARCHITECT: (WINDOW TYPE W50/A-3.13) QTY. 1 SCALE: NTS

BLDG.	ROOM	LOCATION	QTY.	GLASS	NOTE
CURTAINWALL	-	SOUTH WEST	1	AS NOTED	

ARCHITECT:

GENERAL CONTRACTOR:

PROJECT:

NUTRULITE RESEARCH CENTER BLDG 9

5660 BEACH BLVD
BUENA PARK, CA 90622

REVISIONS/SUBMISSIONS:

NO.	REVISION	DATE
1	ARCH & ENG REVIEW/COMMENTS	07-31-12
2	FOR SUBMISSION	07-31-12
3	GCI REVIEW & APPROVAL (2ND DRAFT)	07-08-12
4	PRELIM REVIEW	06-23-12

DRAWN BY: (og) ozzie@psds.us
PROFESSIONAL SHOPDRAWINGS
For the Commercial Glazing Industry
125 E Tahquitz Canyon Way
Suite 203-M
Palm Springs, CA 92262
(951) 377-4114

PROJECT: 13-103
DRAWING TITLE:

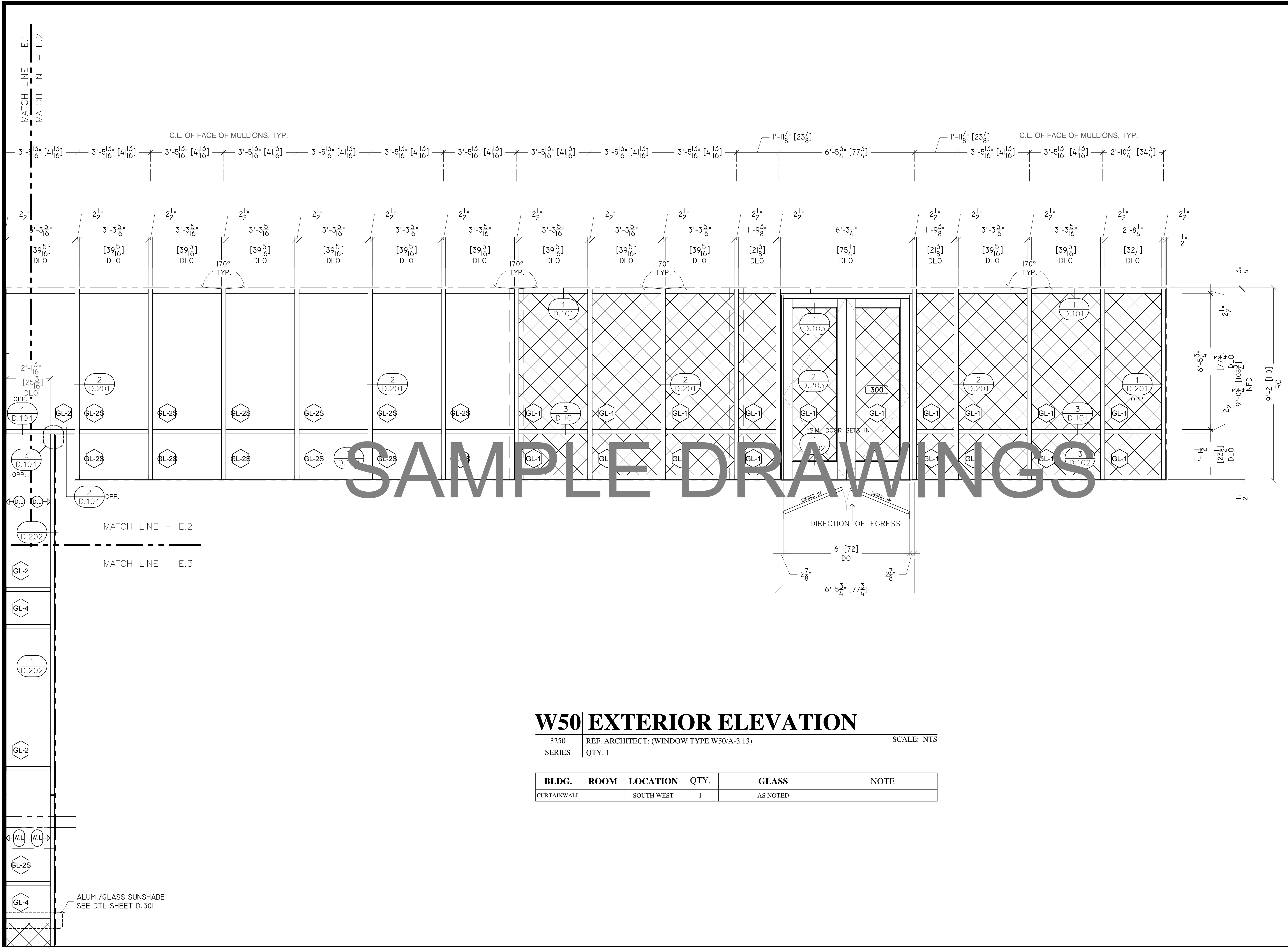
CW - PART ELEV

SCALE: 1/2" = 1'-0"

PLOT DATE: 2013.06.23

SHEET NO:

E.1



SAMPLE DRAWINGS

W50 EXTERIOR ELEVATION

3250 SERIES REF. ARCHITECT: (WINDOW TYPE W50/A-3.13) SCALE: NTS

BLDG.	ROOM	LOCATION	QTY.	GLASS	NOTE
CURTAINWALL	-	SOUTH WEST	1	AS NOTED	

ARCHITECT:

GENERAL CONTRACTOR:

PROJECT:

NUTRULITE RESEARCH CENTER BLDG 9

5660 BEACH BLVD
BUENA PARK, CA 90622

REVISIONS/SUBMISSIONS:

NO.	REVISION	DATE
1	ARCH & ENG REVIEW/COMMENTS FOR SUBMISSION	07-31-13
2	GCI REVIEW & APPROVAL (2ND DRAFT)	07-08-13
3	PRELIM REVIEW	06-23-13

DRAWN BY: (og) ozzie@psds.us
PROFESSIONAL SHOPDRAWINGS
For the Commercial Glazing Industry
125 E Tahquitz Canyon Way
Suite 203-M
Palm Springs, CA 92262
(951) 377-4114

PROJECT: 13-103
DRAWING TITLE:

CW - PART ELEV


SCALE: 1/2" = 1'-0"

PLOT DATE: 2013.06.23

SHEET NO:

E.2

ALUM./GLASS SUNSHADE
SEE DTL SHEET D.301



W50 EXTERIOR ELEVATION
 3250 REF. ARCHITECT: (WINDOW TYPE W50/A-3.13) SCALE: NTS
 SERIES QTY. 1

BLDG.	ROOM	LOCATION	QTY.	GLASS	NOTE
CURTAINWALL	-	SOUTH WEST	1	AS NOTED	

SAMPLE DRAWINGS

ARCHITECT:

GENERAL CONTRACTOR:

PROJECT:

NUTRULITE RESEARCH CENTER BLDG 9

5660 BEACH BLVD
 BUENA PARK, CA 90622

REVISIONS/SUBMISSIONS:

NO.	DESCRIPTION	DATE
1	ARCH & ENG REVIEW/COMMENTS	07-31-12
2	FOR SUBMISSION	07-31-12
3	GCI REVIEW & APPROVAL (2ND DRAFT)	07-08-12
4	PRELIM REVIEW	06-25-12

← D.L. DEADLOAD CLIP
 SEE DETAIL 1/D.106
 ← W.L. WINDLOAD CLIP
 SEE DETAIL 1/D.105

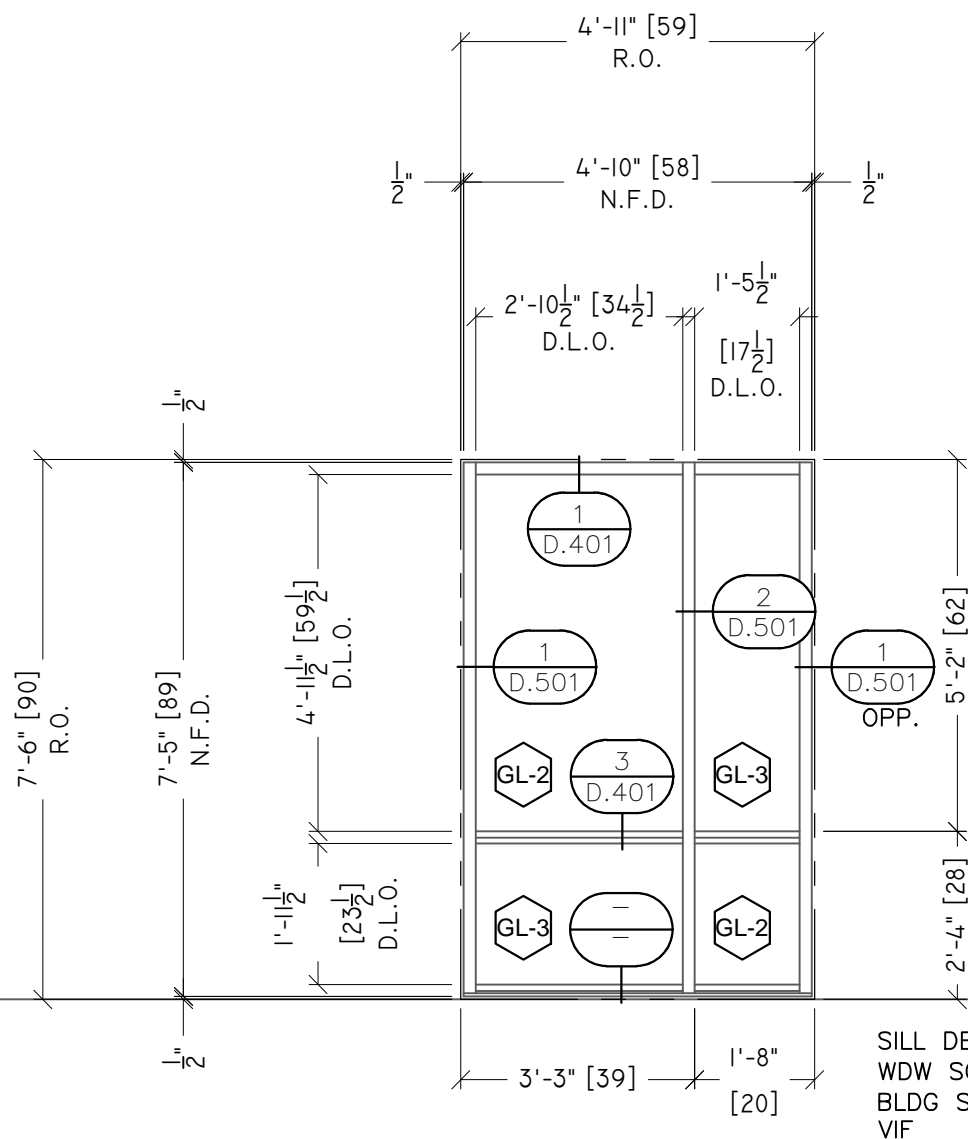
DRAWN BY: (og) ozzie@psds.us
PROFESSIONAL SHOPDRAWINGS
 For the Commercial Glazing Industry
 125 E Tahquitz Canyon Way
 Suite 203-M
 Palm Springs, CA 92262
 (951) 377-4114

PROJECT: 13-103
 DRAWING TITLE:
CW - PART ELEV

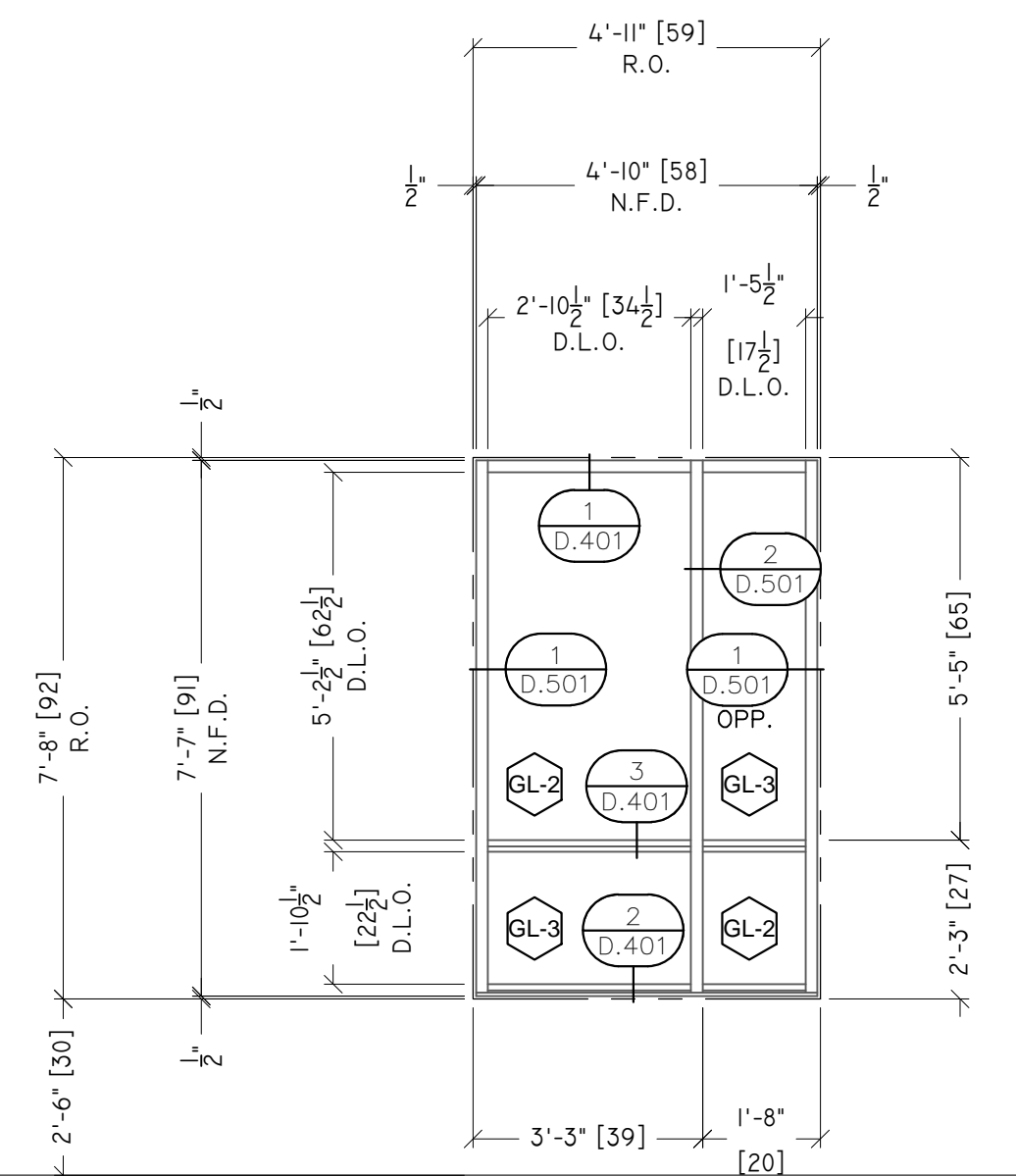
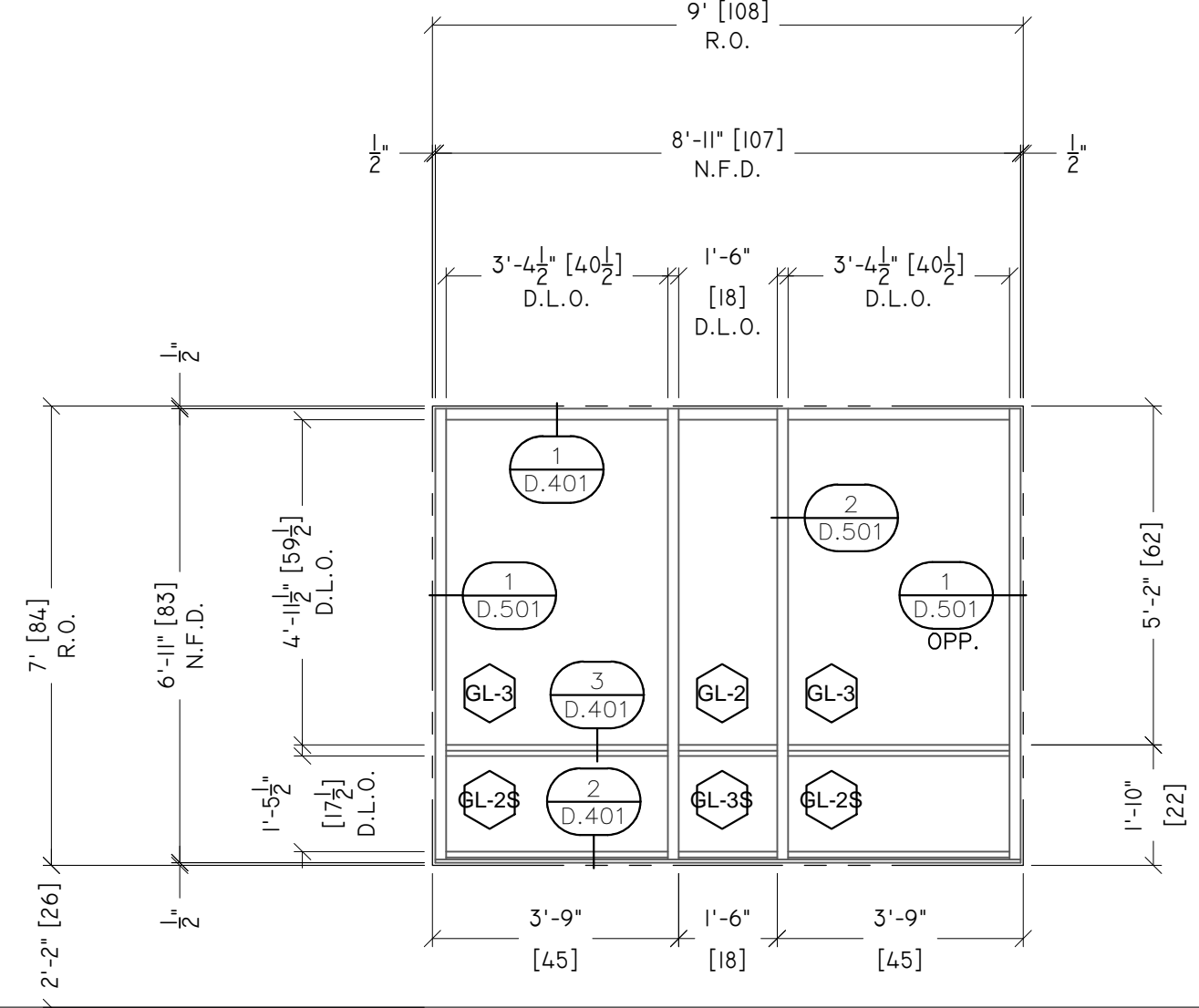
SCALE:
 1/2" = 1'-0"

PLOT DATE:
 2013.06.23

SHEET NO:
E.3



SILL DETAIL NOTE:
 WDW SCHEDULE CALLS OUT 16/D-2,
 BLDG SECTION CALLS OUT 26/D-2
 VIF



W42 EXTERIOR ELEVATION

FF451 REF. ARCHITECT: (WINDOW TYPE W42/A-3.13) SCALE: 3/8" = 1'-0"
 SERIES QTY. 2

BLDG.	ROOM	LOCATION	QTY.	GLASS	NOTE
2ND FLOOR	-	WEST SIDE	3	AS NOTED	

W32 EXTERIOR ELEVATION

FF451 REF. ARCHITECT: (WINDOW TYPE W32/A-3.13) SCALE: 3/8" = 1'-0"
 SERIES QTY. 12

BLDG.	ROOM	LOCATION	QTY.	GLASS	NOTE
2ND FLOOR	-	SOUTH SIDE	12	AS NOTED	

W41 EXTERIOR ELEVATION

FF451 REF. ARCHITECT: (WINDOW TYPE W41/A-3.13) SCALE: 3/8" = 1'-0"
 SERIES QTY. 3

BLDG.	ROOM	LOCATION	QTY.	GLASS	NOTE
1ST FLOOR	-	WEST SIDE	3	AS NOTED	

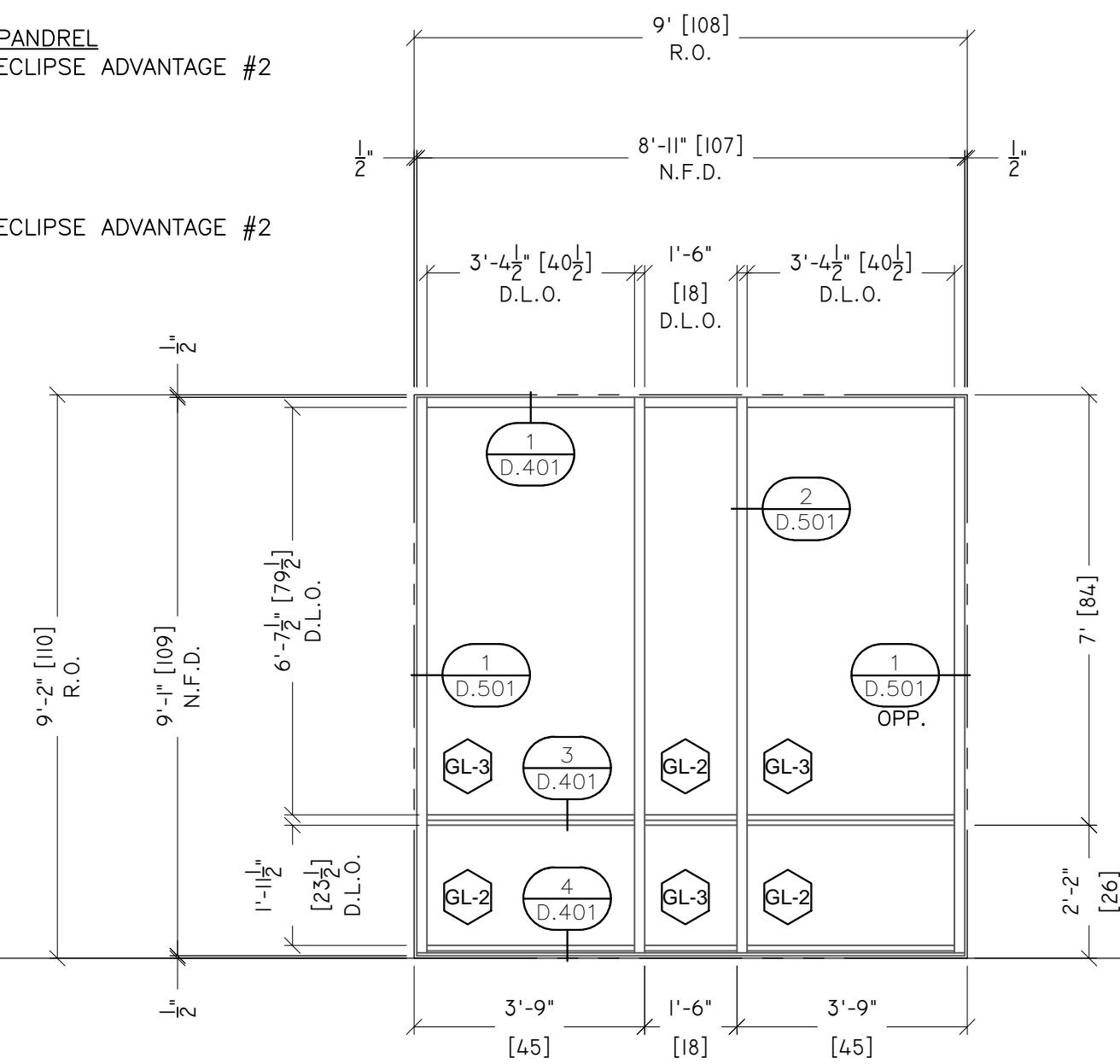
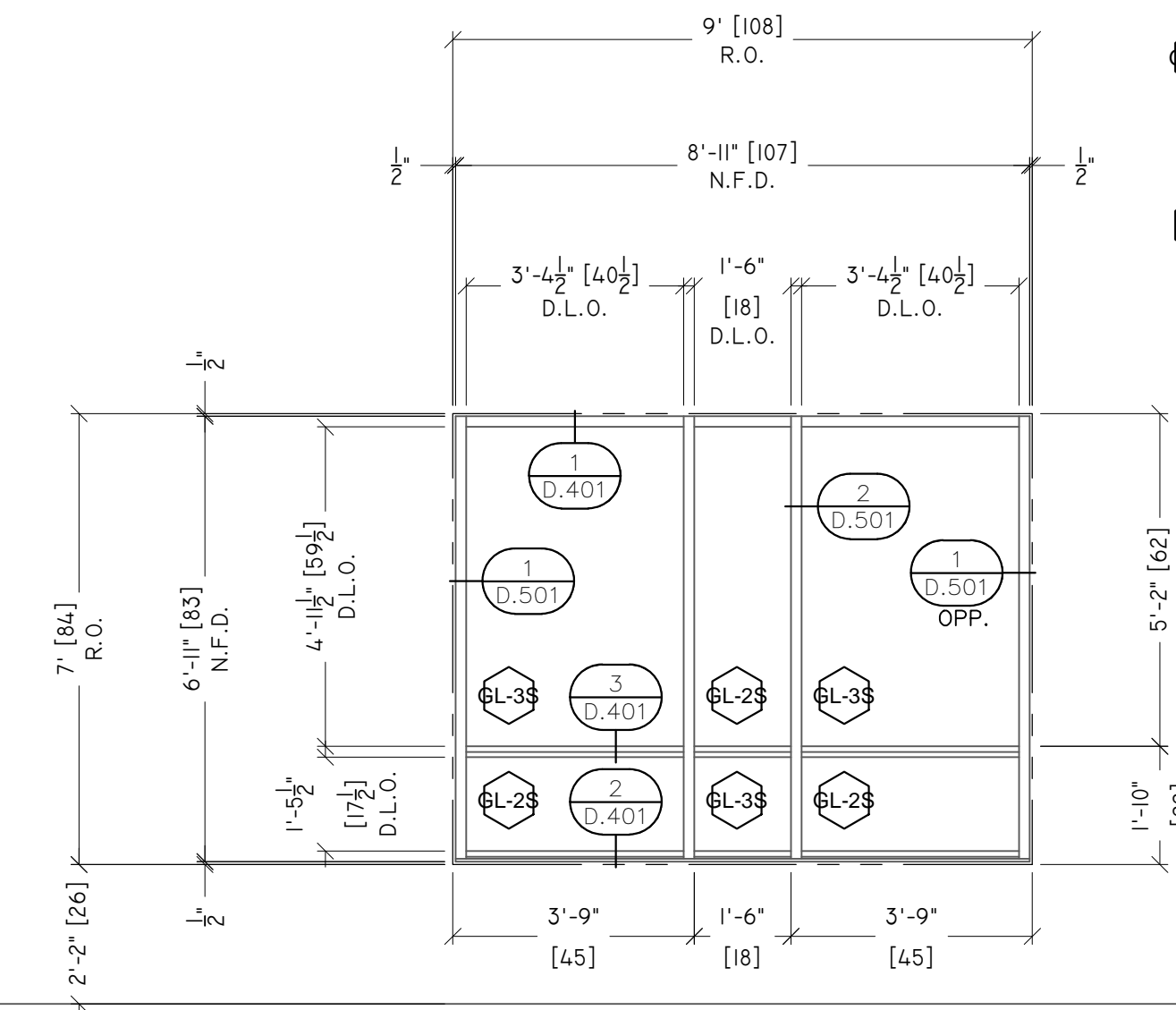
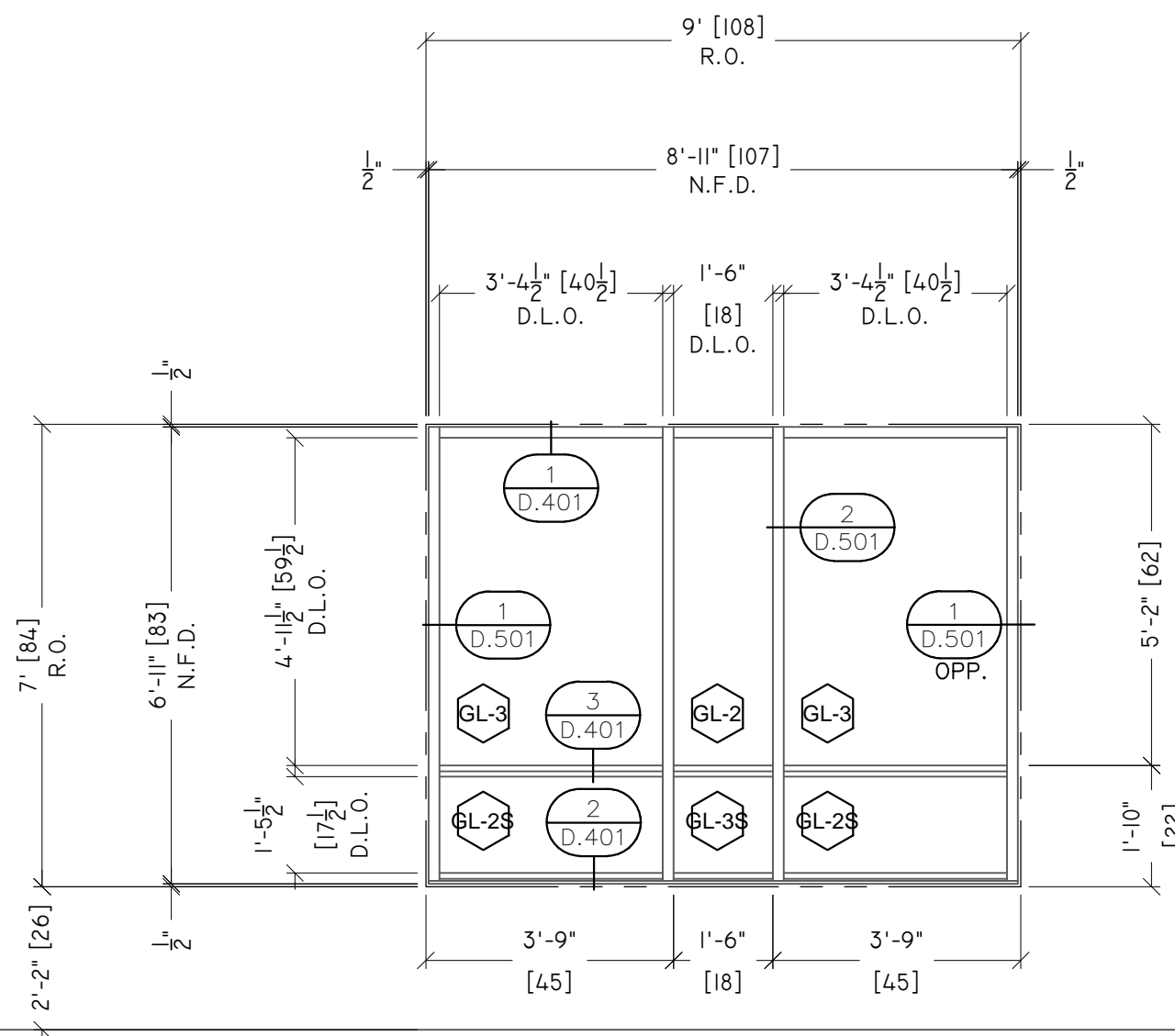
SAMPLE DRAWINGS

1" INSULATED GREEN TINTED REFLECTIVE
 OUTBOARD LITE = 1/4" PILK EVERGREEN
 AIR SPACE = 1/2" SPACER
 INBOARD LITE = 1/4" CLEAR

1" INSULATED GREEN TINTED REFLECTIVE
 OUTBOARD LITE = 1/4" PILK EVERGREEN ECLIPSE ADVANTAGE #2
 AIR SPACE = 1/2" SPACER
 INBOARD LITE = 1/4" CLEAR

1" INSULATED GREEN TINTED REFLECTIVE SPANDREL
 OUTBOARD LITE = 1/4" PILK EVERGREEN ECLIPSE ADVANTAGE #2
 AIR SPACE = 1/2" SPACER
 INBOARD LITE = 1/4" CLEAR

1" INSULATED BLUE TINTED REFLECTIVE
 OUTBOARD LITE = 1/4" PILK EVERGREEN ECLIPSE ADVANTAGE #2
 AIR SPACE = 1/2" SPACER
 INBOARD LITE = 1/4" CLEAR



W31 EXTERIOR ELEVATION

FF451 REF. ARCHITECT: (WINDOW TYPE W31/A-3.13) SCALE: 3/8" = 1'-0"
 SERIES QTY. 8

BLDG.	ROOM	LOCATION	QTY.	GLASS	NOTE
1ST FLOOR	-	SOUTH SIDE	8	AS NOTED	

W21 EXTERIOR ELEVATION

FF451 REF. ARCHITECT: (WINDOW TYPE W21/A-3.13) SCALE: 3/8" = 1'-0"
 SERIES QTY. 3

BLDG.	ROOM	LOCATION	QTY.	GLASS	NOTE
1ST FLOOR	-	SOUTH SIDE	3	AS NOTED	

W11 EXTERIOR ELEVATION

FF451 REF. ARCHITECT: (WINDOW TYPE W11/A-3.13) SCALE: 3/8" = 1'-0"
 SERIES QTY. 1

BLDG.	ROOM	LOCATION	QTY.	GLASS	NOTE
1ST FLOOR	-	SOUTH SIDE	1	AS NOTED	

ARCHITECT:

GENERAL CONTRACTOR:

PROJECT:

NUTRULITE RESEARCH CENTER BLDG 9

5660 BEACH BLVD
 BUENA PARK, CA 90622

REVISIONS/SUBMISSIONS:

NO.	DESCRIPTION	DATE
1	ARCH & ENG REVIEW/COMMENTS	07-31-12
2	FOR SUBMISSION	07-31-12
3	GCI REVIEW & APPROVAL (2ND DRAFT)	07-08-12
4	PRELIM REVIEW	06-23-12

DRAWN BY: (og) ozzie@psds.us
PROFESSIONAL SHOPDRAWINGS
 For the Commercial Glazing Industry
 125 E Tahquitz Canyon Way
 Suite 203-M
 Palm Springs, CA 92262
 (951) 377-4114

PROJECT: 13-103

DRAWING TITLE:

SF - ELEVATIONS

SCALE:

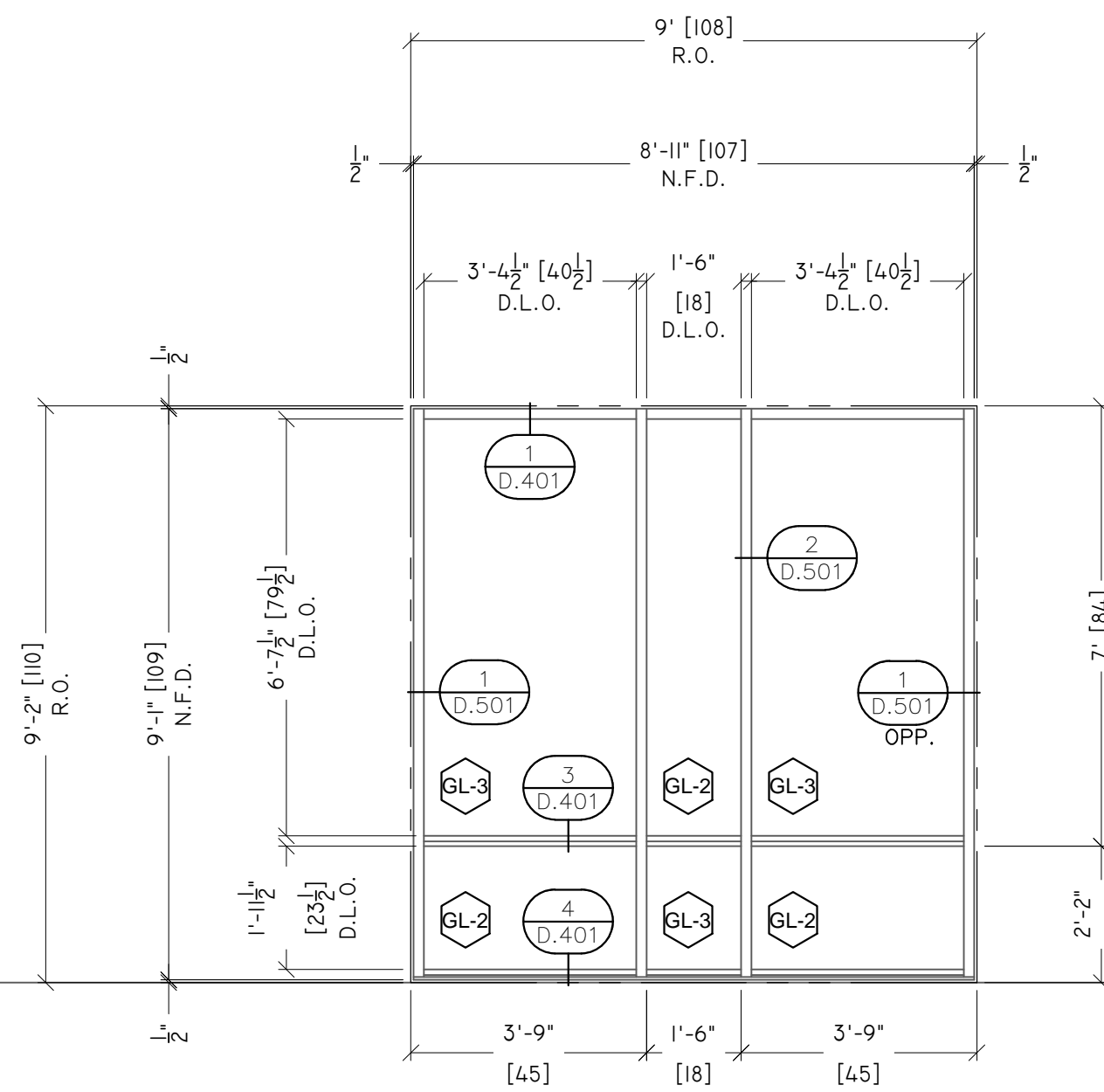
1/2" = 1'-0

PLOT DATE:

2013.06.23

SHEET NO:

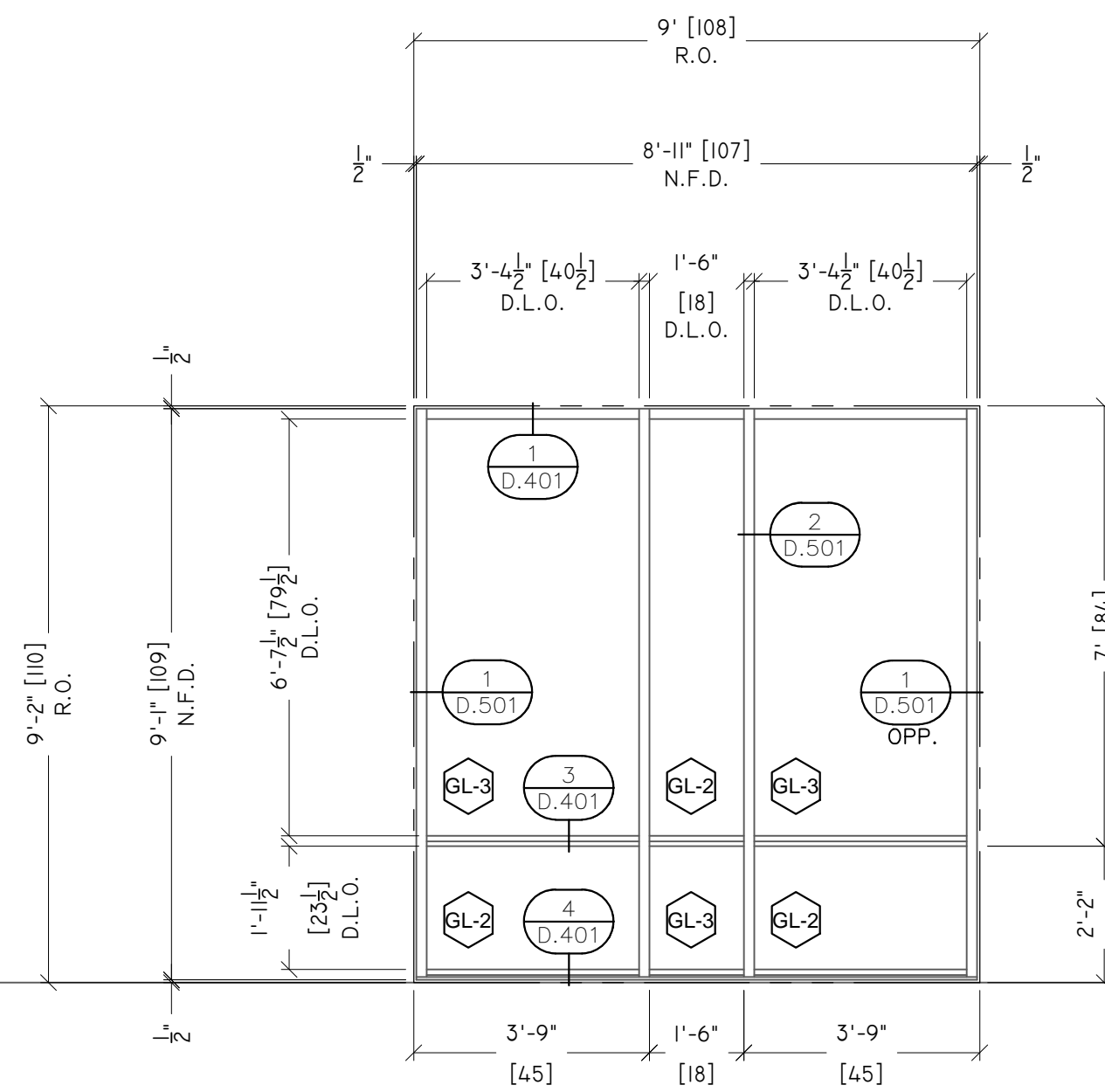
E.4



W12 EXTERIOR ELEVATION

FF451 REF. ARCHITECT: (WINDOW TYPE W12/A-3.13) SCALE: 3/8" = 1'-0"
 SERIES QTY. 1

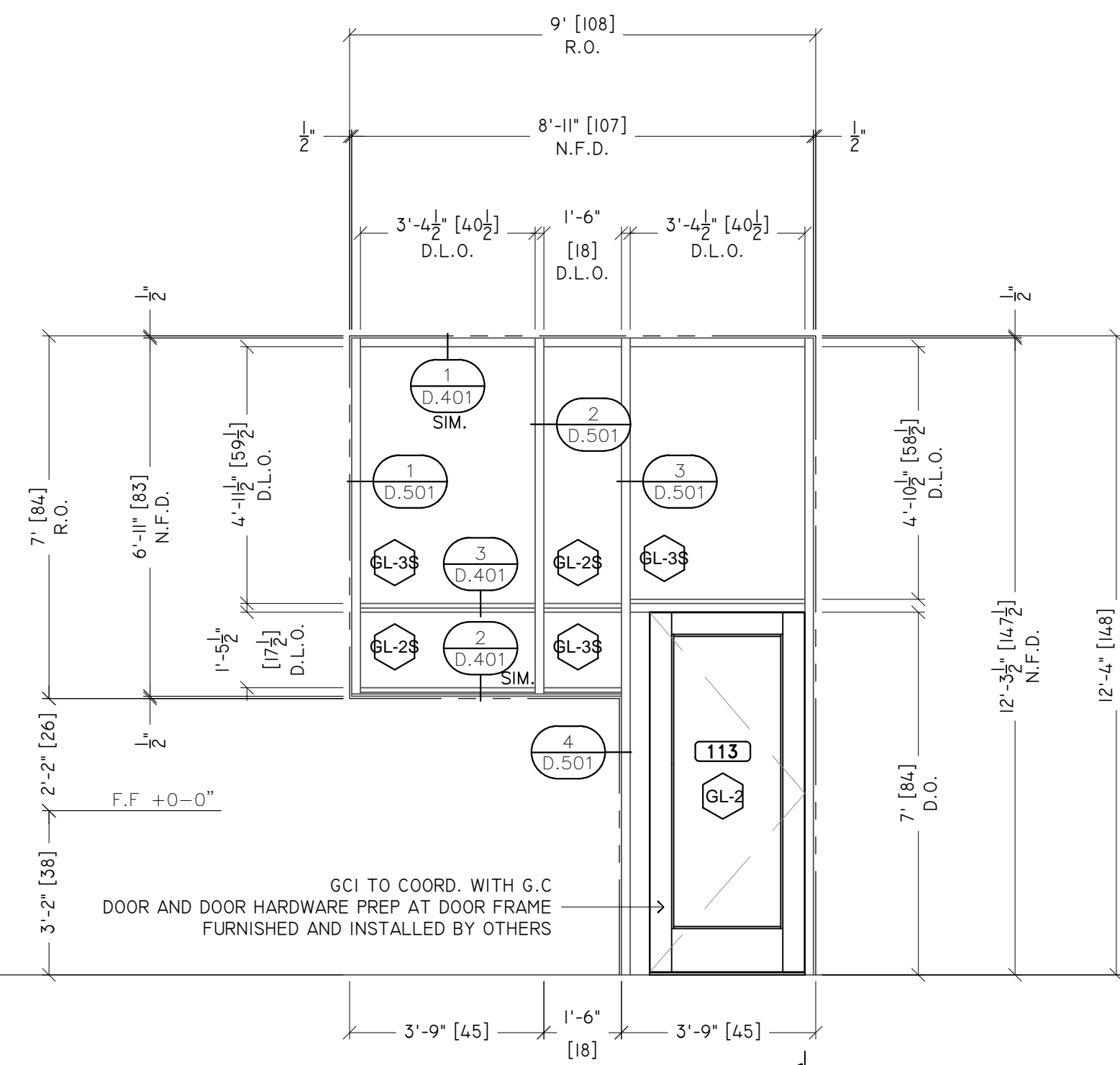
BLDG.	ROOM	LOCATION	QTY.	GLASS	NOTE
2ND FLOOR	-	SOUTH SIDE	1	-	-



W13 EXTERIOR ELEVATION

FF451 REF. ARCHITECT: (WINDOW TYPE W13/A-3.13) SCALE: 3/8" = 1'-0"
 SERIES QTY. 1

BLDG.	ROOM	LOCATION	QTY.	GLASS	NOTE
3RD FLOOR	-	SOUTH SIDE	1	-	-

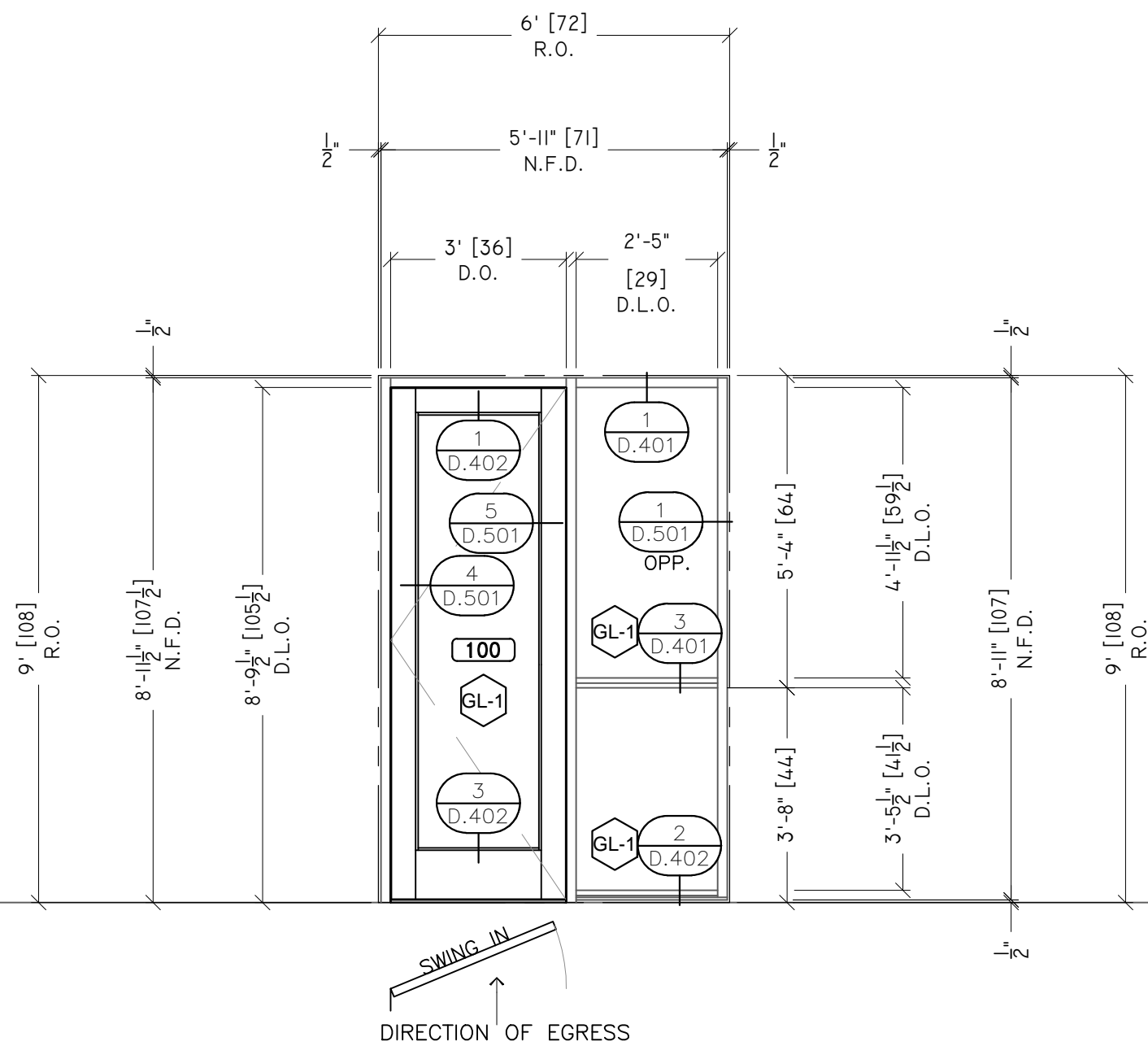


D113 EXTERIOR ELEVATION

FF451 REF. ARCHITECT: (WINDOW TYPE D113/A-3.13) SCALE: 3/8" = 1'-0"
 SERIES QTY. 1

BLDG.	ROOM	LOCATION	QTY.	GLASS	NOTE
1ST FLOOR	-	SOUTH SIDE	1	-	-

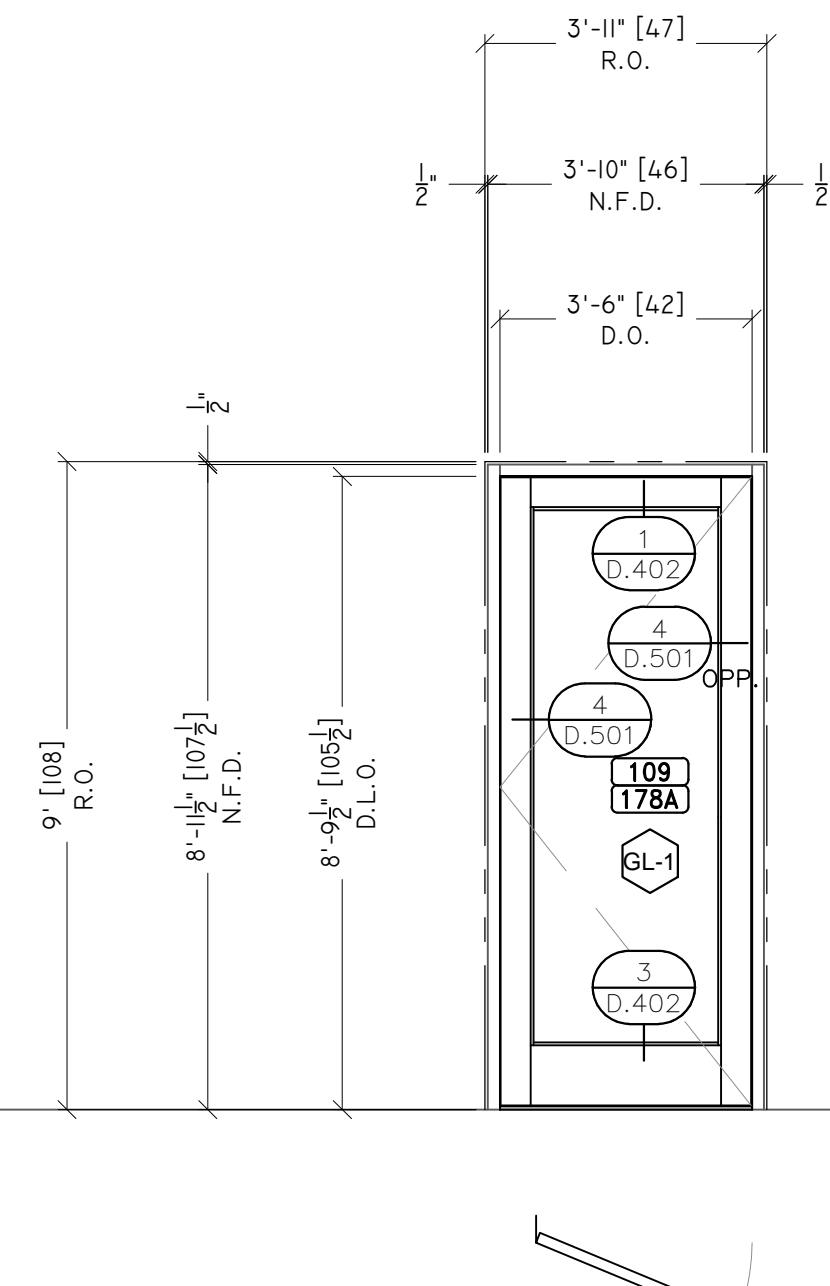
SAMPLE DRAWINGS



D376 EXTERIOR ELEVATION

FF451 REF. ARCHITECT: (WINDOW TYPE D376/A-3.13) SCALE: 3/8" = 1'-0"
 SERIES QTY. 1

BLDG.	ROOM	LOCATION	QTY.	GLASS	NOTE
3RD FLOOR	-	WEST SIDE	1	-	-



D109 D178A EXTERIOR ELEVATION

FF451 REF. ARCHITECT: (DOOR NUMBER 109 & 178A) SCALE: 3/8" = 1'-0"
 SERIES QTY. 2

BLDG.	ROOM	LOCATION	QTY.	GLASS	NOTE
1ST FLOOR	-	WEST & SOUTH SIDE	1	-	-

- 1" INSULATED GREEN TINTED PILKINGTON**
 OUTBOARD LITE = 1/4" PILK EVERGREEN
 AIR SPACE = 1/2" SPACER
 INBOARD LITE = 1/4" CLEAR
 - 1" INSULATED GREEN TINTED REFLECTIVE VIRAACON**
 OUTBOARD LITE = 1/4" VT8-20 EVERGREEN REFLECTIVE #2
 AIR SPACE = 1/2" SPACER
 INBOARD LITE = 1/4" CLEAR
 - 1" INSULATED GREEN TINTED REFLECTIVE SPANDREL VIRAACON**
 OUTBOARD LITE = 1/4" VT8-20 EVERGREEN REFLECTIVE #2
 AIR SPACE = 1/2" SPACER
 INBOARD LITE = 1/4" CLEAR W/SPANDREL COAT #4
 - 1" INSULATED BLUE TINTED REFLECTIVE**
 OUTBOARD LITE = 1/4" VT7-20 AZURLITE REFLECTIVE #2
 AIR SPACE = 1/2" SPACER
 INBOARD LITE = 1/4" CLEAR
 - 1" INSULATED CLEAR**
 OUTBOARD LITE = 1/4" CLEAR
 AIR SPACE = 1/2" SPACER
 INBOARD LITE = 1/4" CLEAR
- NOTE:** COMPOSITE PANELS, FURNISHED AND INSTALLED BY OTHERS, TO OCCUR AT BAND OF CLEAR GLASS (GL-4). GCI TO COORDINATE ATTACHMENT DETAILS AND INSTALLATION WITH G.C. AND SUB

ARCHITECT:

GENERAL CONTRACTOR:

PROJECT:

NUTRULITE RESEARCH CENTER BLDG 9

5660 BEACH BLVD
 BUENA PARK, CA 90622

REVISIONS/SUBMISSIONS:

NO.	DESCRIPTION	DATE
1	ARCH & ENG REVIEW/COMMENTS	07-31-12
2	FOR SUBMISSION	07-31-12
3	GCI REVIEW & APPROVAL (2ND DRAFT)	07-08-12
4	PRELIM REVIEW	06-23-12

DRAWN BY: (og) ozzie@psds.us
PROFESSIONAL SHOPDRAWINGS
 For the Commercial Glazing Industry
 125 E Tahquitz Canyon Way
 Suite 203-M
 Palm Springs, CA 92262
 (951) 377-4114

PROJECT: 13-103

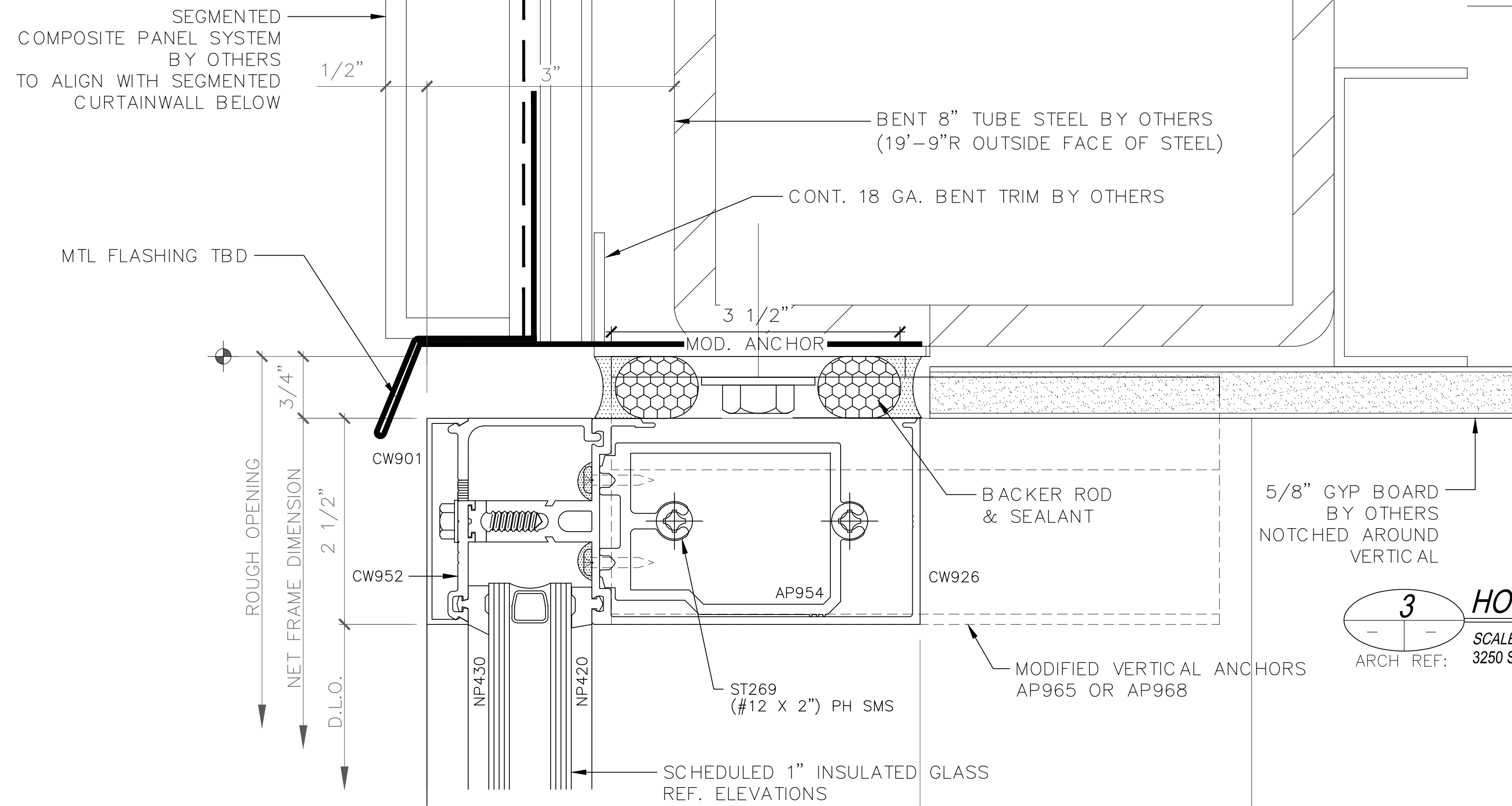
DRAWING TITLE:

SF - ELEVATIONS

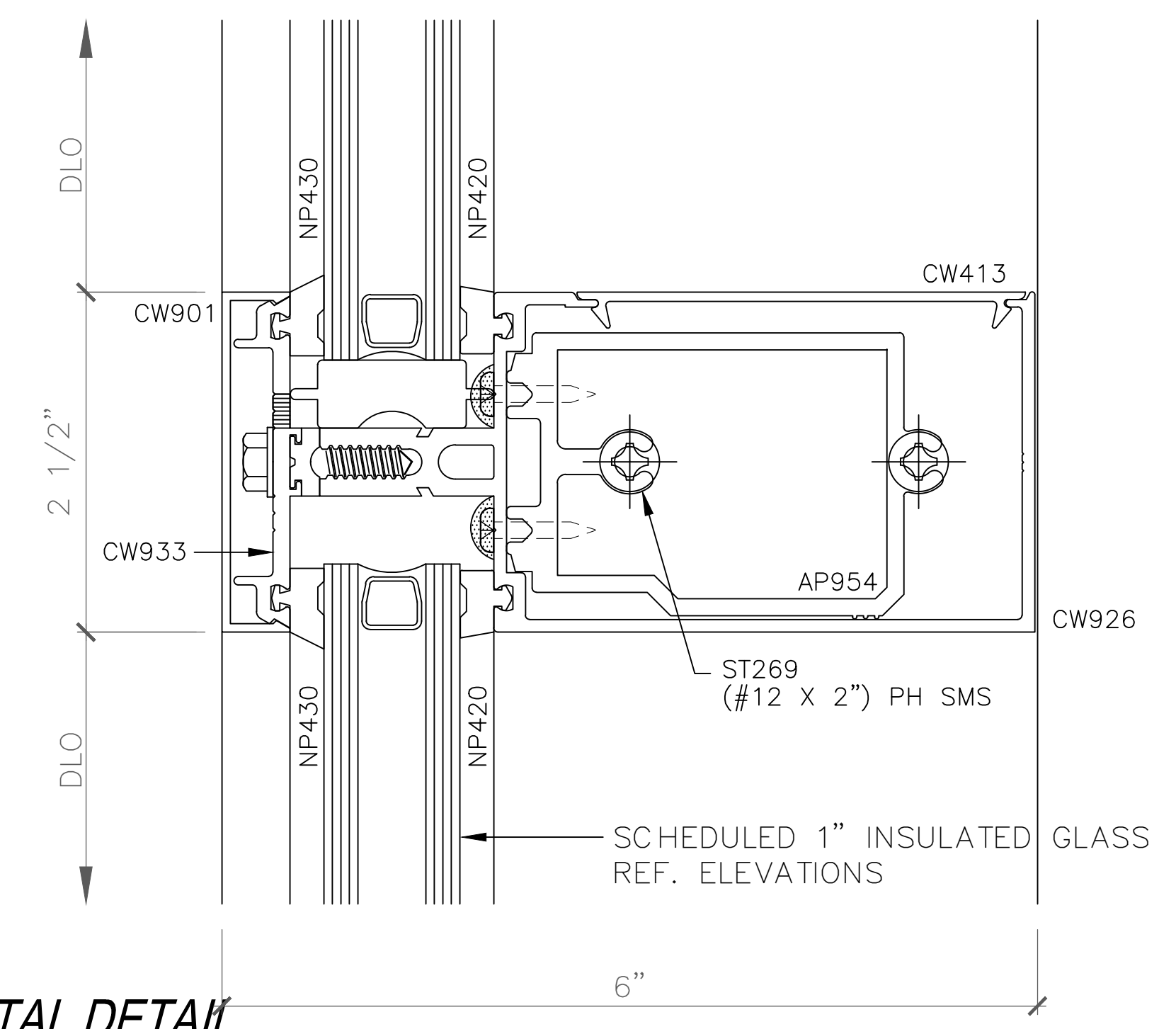
SCALE:
 1/2" = 1'-0"

PLOT DATE:
 2013.06.23

SHEET NO:
E.5

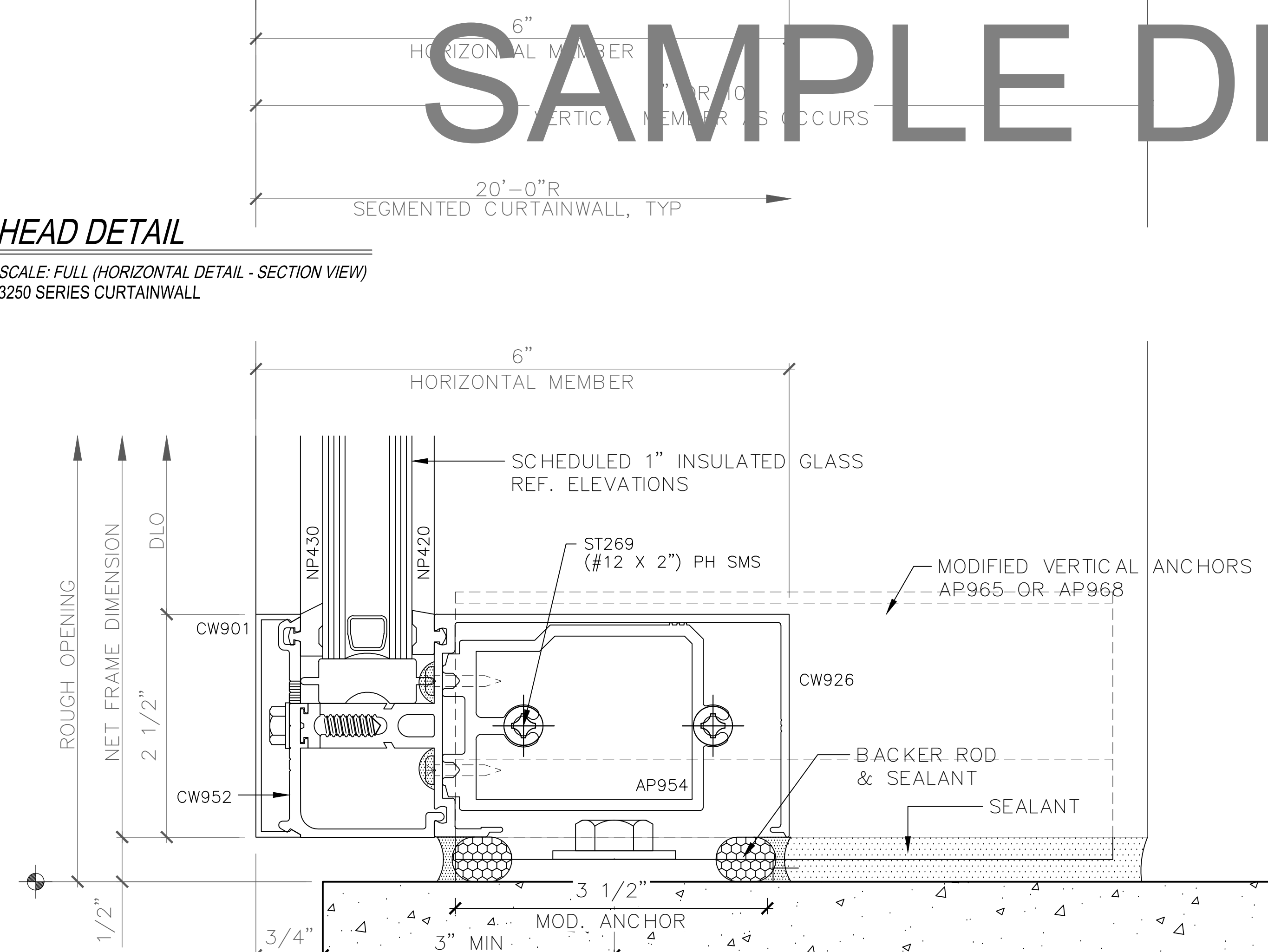


3 HORIZONTAL DETAIL
 SCALE: FULL (HORIZONTAL DETAIL - SECTION VIEW)
 ARCH REF: 3250 SERIES CURTAINWALL

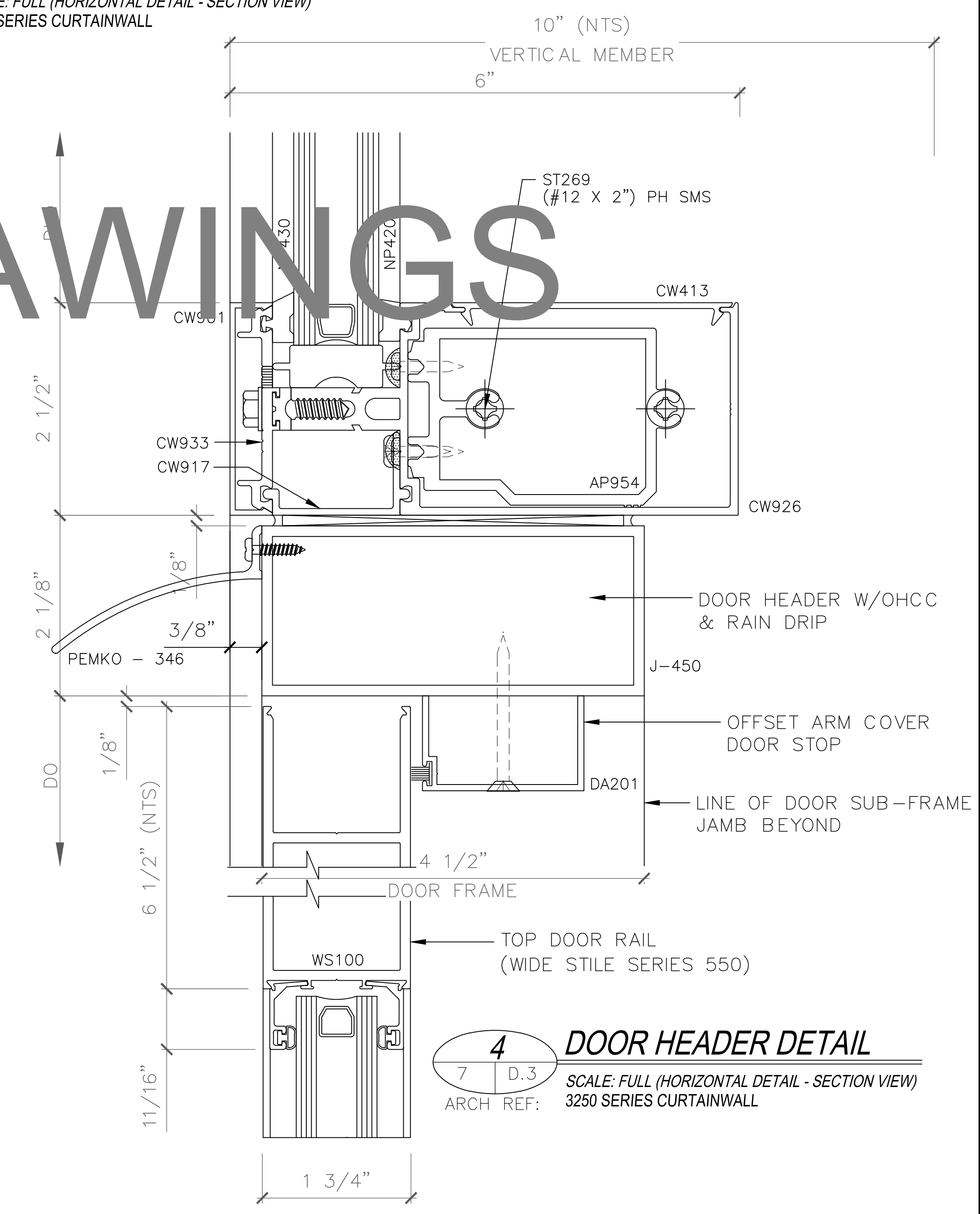


SAMPLE DRAWINGS

1 HEAD DETAIL
 SCALE: FULL (HORIZONTAL DETAIL - SECTION VIEW)
 ARCH REF: 3250 SERIES CURTAINWALL



2 SILL DETAIL
 SCALE: FULL (HORIZONTAL DETAIL - SECTION VIEW)
 ARCH REF: 3250 SERIES CURTAINWALL



4 DOOR HEADER DETAIL
 SCALE: FULL (HORIZONTAL DETAIL - SECTION VIEW)
 ARCH REF: 3250 SERIES CURTAINWALL

ARCHITECT:

GENERAL CONTRACTOR:

PROJECT:

NUTRULITE RESEARCH CENTER BLDG 9

5660 BEACH BLVD
 BUENA PARK, CA 90622

REVISIONS/SUBMISSIONS:

ARCH & ENG REVIEW/COMMENTS	07-31-12
FOR SUBMISSION	07-31-12
GCI REVIEW & APPROVAL (2ND DRAFT)	07-08-12
PRELIM REVIEW	06-23-12

DRAWN BY: (og) ozzie@psds.us
PROFESSIONAL SHOPDRAWINGS
 For the Commercial Building Industry
 125 E Tahquitz Canyon Way
 Suite 203-M
 Palm Springs, CA 92262
 (951) 377-4114

PROJECT: 13-103
 DRAWING TITLE:

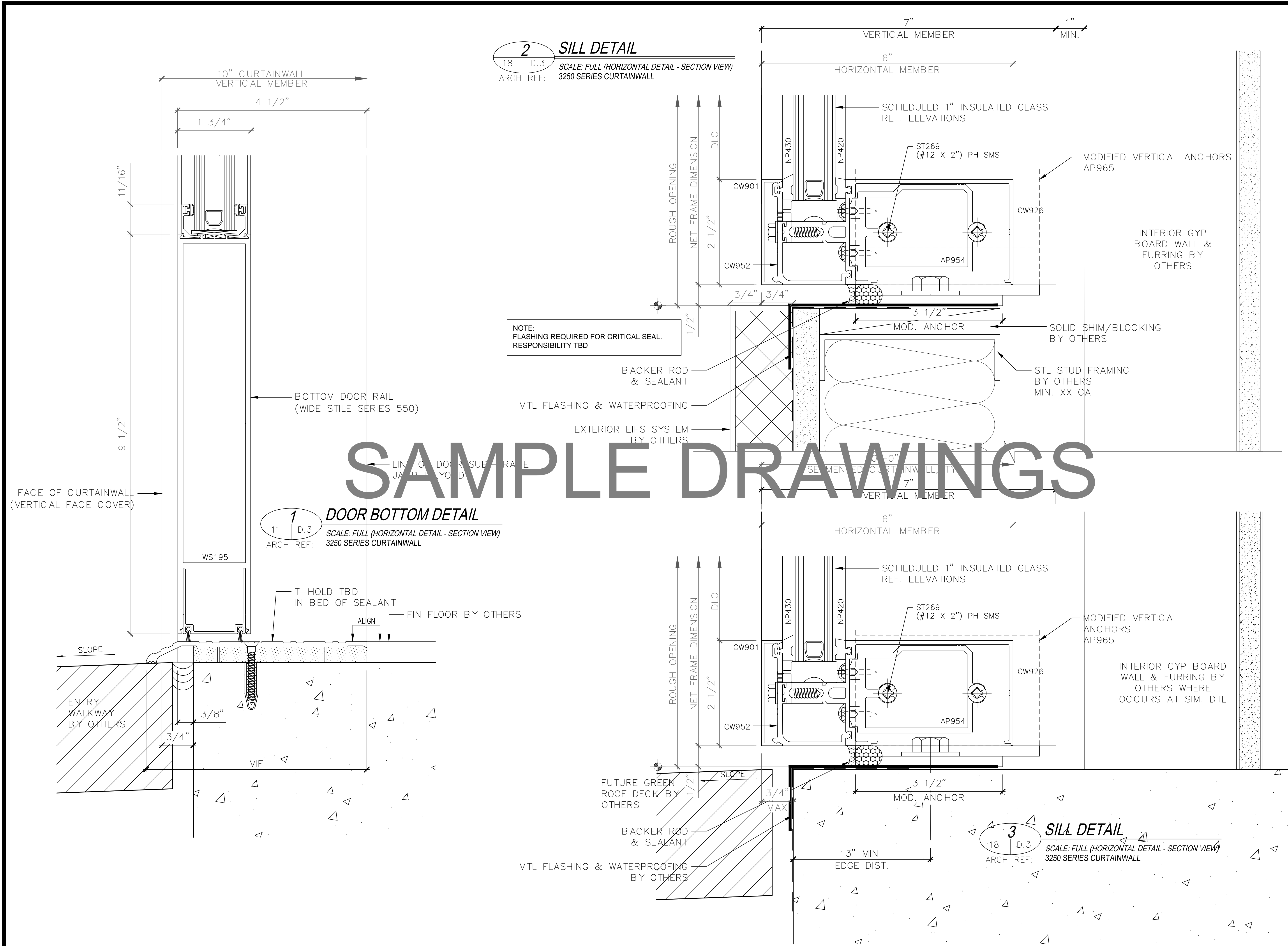
CW - HORZ DTLS

SCALE: FULL

PLOT DATE: 2013.06.23

SHEET NO:

D.101



SAMPLE DRAWINGS

2 SILL DETAIL
 18 | D.3
 ARCH REF: 3250 SERIES CURTAINWALL
 SCALE: FULL (HORIZONTAL DETAIL - SECTION VIEW)

1 DOOR BOTTOM DETAIL
 11 | D.3
 ARCH REF: 3250 SERIES CURTAINWALL
 SCALE: FULL (HORIZONTAL DETAIL - SECTION VIEW)

3 SILL DETAIL
 18 | D.3
 ARCH REF: 3250 SERIES CURTAINWALL
 SCALE: FULL (HORIZONTAL DETAIL - SECTION VIEW)

NOTE:
 FLASHING REQUIRED FOR CRITICAL SEAL.
 RESPONSIBILITY TBD

ARCHITECT:

GENERAL CONTRACTOR:

PROJECT:

NUTRULITE RESEARCH CENTER BLDG 9

5660 BEACH BLVD
 BUENA PARK, CA 90622

REVISIONS/SUBMISSIONS:

NO.	DESCRIPTION	DATE
1	ARCH & ENG REVIEW/COMMENTS	07-31-12
2	FOR SUBMISSION	07-31-12
3	GCI REVIEW & APPROVAL (2ND DRAFT)	07-08-12
4	PRELIM REVIEW	06-23-12

DRAWN BY: (og) ozzie@psds.us
PROFESSIONAL SHOPDRAWINGS
 For the Commercial Glazing Industry
 125 E Tahquitz Canyon Way
 Suite 203-M
 Palm Springs, CA 92262
 (951) 377-4114

PROJECT: 13-103
 DRAWING TITLE:

CW - HORZ DTLS

SCALE: FULL

PLOT DATE:
 2013.06.23

SHEET NO:

D.102

SEGMENTED
COMPOSITE PANEL SYSTEM
BY OTHERS
TO ALIGN WITH SEGMENTED
CURTAINWALL BELOW

1/2"

3"

BENT 8" TUBE STEEL BY OTHERS
(19'-9"R OUTSIDE FACE OF STEEL)

CONT. 18 GA. BENT TRIM BY OTHERS

MTL FLASHING TBD

3/4"

ROUGH OPENING
NET FRAME DIMENSION
2 1/2"

1 7/8"

VARIES
2 1/2" O.C TO 3/8" AT ENDS

CW901

CW952

CW917

5/8" GYP BOARD
BY OTHERS

VERTICAL ANCHORS
AP965

VARIES
0" O.C TO 1 7/8" AT ENDS

DOOR HEADER W/OHCC

J-450

DA20

1/8"

1/8"

6 1/2"

OFFSET ARM COVER
DOOR STOP

TOP DOOR RAIL
(WIDE STILE SERIES 550)

WS100

LINE OF DOOR SUB-FRAME
JAMB BEYOND

11 1/16"

1 3/4"

4 1/2"

DOOR FRAME

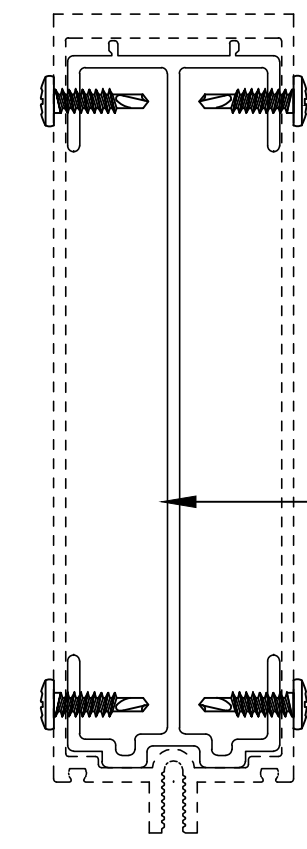
7"

HORIZONTAL MEMBER

7"

VERTICAL MEMBER

20'-0"R
SEGMENTED CURTAINWALL



(4) #12 PHSMS ON EACH
SIDE OF MULLION
(8) TOTAL AT INT. VERT
(4) TOTAL AT ONE SIDE
OF WALL JAMB

SL948 SPLICE SLEEVE
X 8" LONG

3

SPLICE SLEEVE DETAIL

SCALE: FULL (VERTICAL DETAIL - PLAN VIEW)
ARCH REF: 3250 SERIES CURTAINWALL

SAMPLE DRAWINGS

NOTE TO INSTALLER:
APPLY BRIND BREAKER TAPE TO FACE OF
SPLICE SLEEVE PRIOR TO APPLYING SEALANT

SILICONE SEALANT

(4) #12 PHSMS ON EACH
SIDE OF MULLION
(8) TOTAL

STOP SCREW

1 DOOR HEADER DETAIL

SCALE: FULL (HORIZONTAL DETAIL - SECTION VIEW)
ARCH REF: 3250 SERIES CURTAINWALL

NOTE:
FLASHING REQUIRED FOR CRITICAL SEAL.
RESPONSIBILITY TBD
TYP. AT ALL FLASHINGS

2

EXPANSION SPLICE DETAIL

SCALE: FULL (HORIZONTAL DETAIL - SECTION VIEW)
ARCH REF: 3250 SERIES CURTAINWALL

ARCHITECT:

GENERAL CONTRACTOR:

PROJECT:

**NUTRULITE
RESEARCH
CENTER
BLDG 9**

5660 BEACH BLVD
BUENA PARK, CA 90622

REVISIONS/SUBMISSIONS:

ARCH & ENG REVIEW/COMMENTS	07-31-12
FOR SUBMISSION	07-31-12
GCI REVIEW & APPROVAL (2ND DRAFT)	07-08-12
PRELIM REVIEW	06-23-12

DRAWN BY: (og) ozzie@psds.us
**PROFESSIONAL
SHOPDRAWINGS**
For the Commercial Glazing Industry
125 E Tahquitz Canyon Way
Suite 203-M
Palm Springs, CA 92262
(951) 377-4114

PROJECT: 13-103
DRAWING TITLE:

CW - HORZ DTLS

SCALE:

FULL

PLOT DATE:

2013.06.23

SHEET NO:

D.103

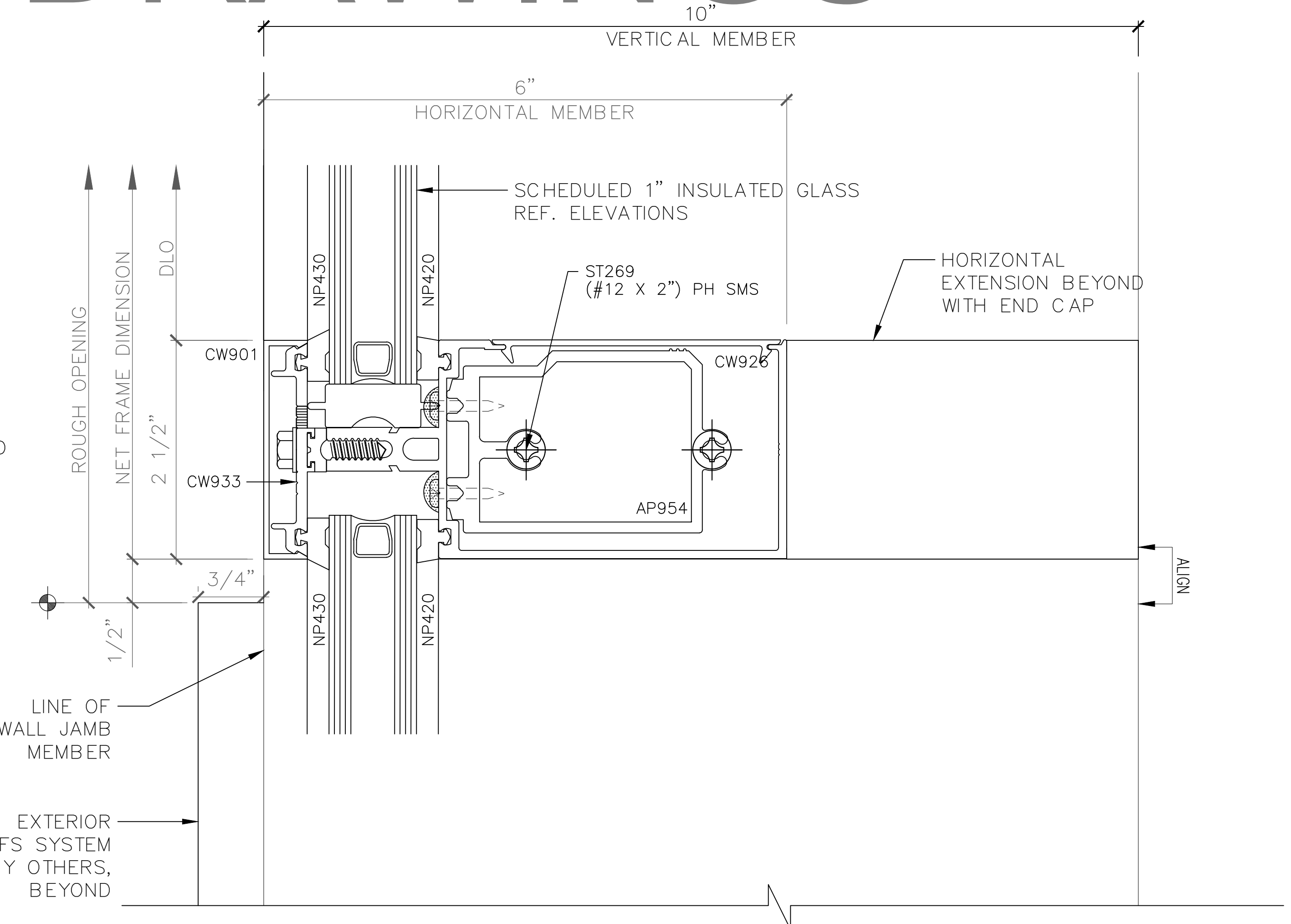
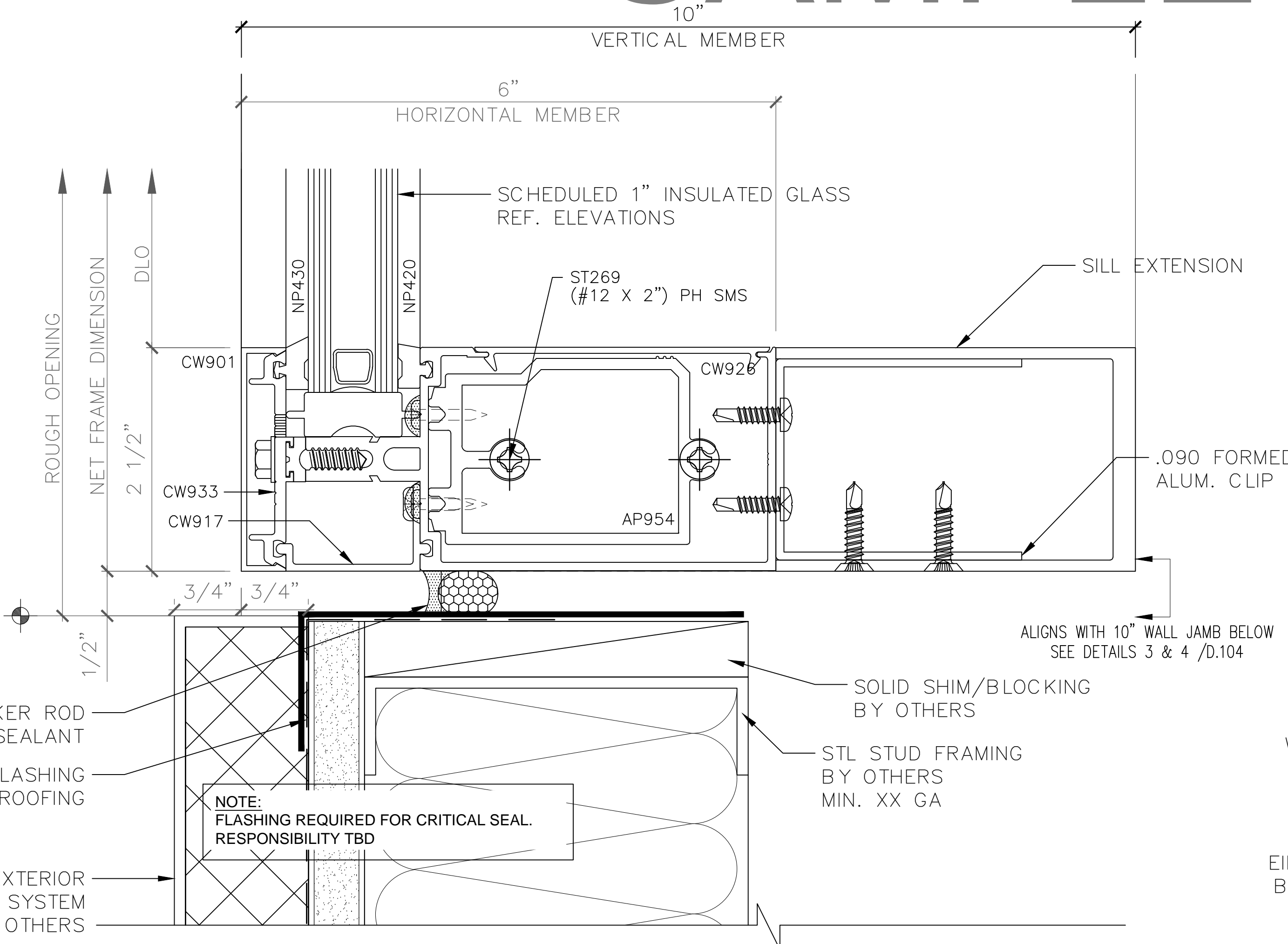
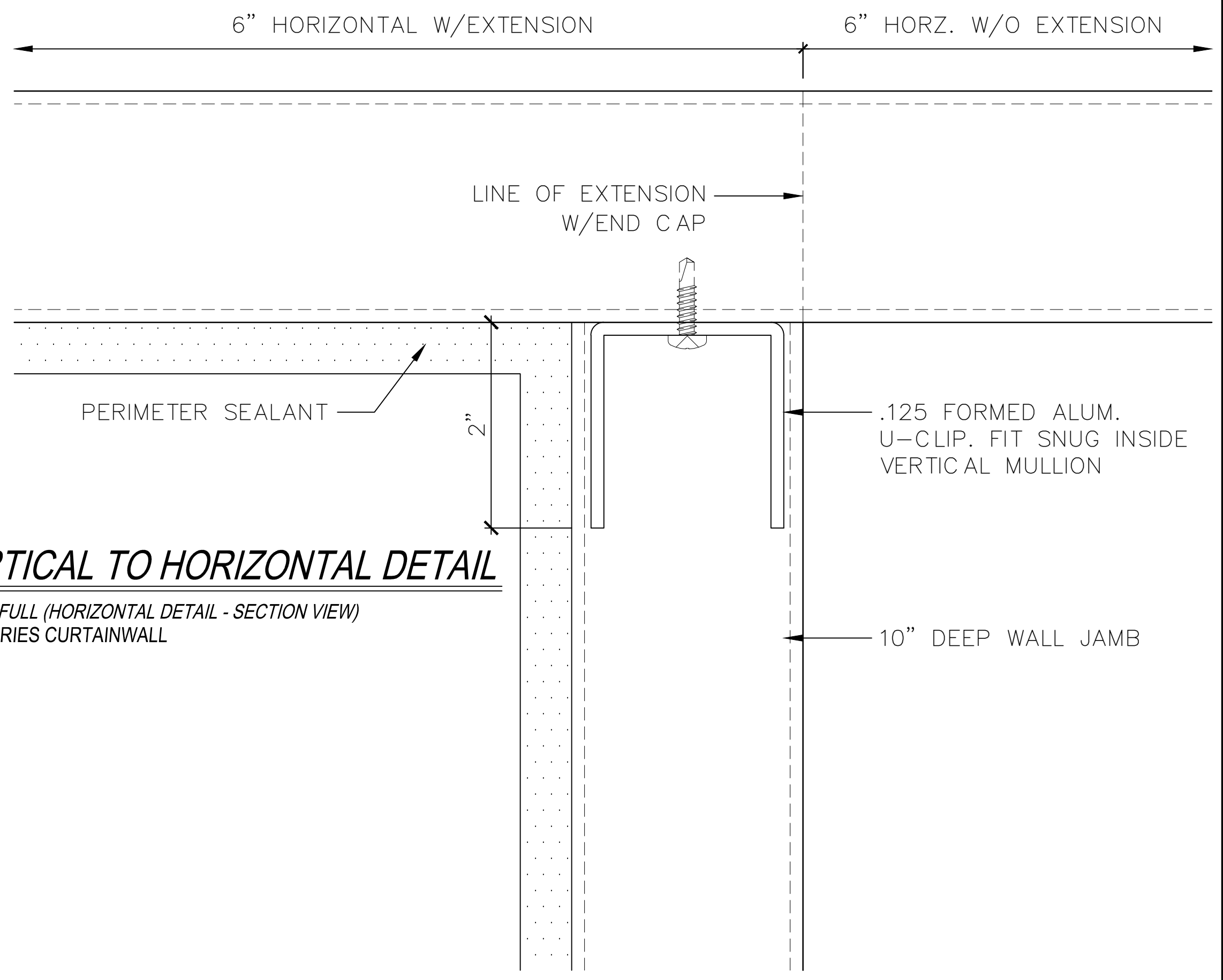
1 NOT USED
 SCALE: FULL (HORIZONTAL DETAIL - SECTION VIEW)
 ARCH. REF:

3 VERTICAL TO HORIZONTAL DETAIL
 SCALE: FULL (HORIZONTAL DETAIL - SECTION VIEW)
 ARCH. REF: 3250 SERIES CURTAINWALL

2 SILL DETAIL
 SCALE: FULL (HORIZONTAL DETAIL - SECTION VIEW)
 ARCH. REF: 3250 SERIES CURTAINWALL

4 HORIZONTAL DETAIL
 SCALE: FULL (HORIZONTAL DETAIL - SECTION VIEW)
 ARCH. REF: 3250 SERIES CURTAINWALL

NOTE:
 FLASHING REQUIRED FOR CRITICAL SEAL.
 RESPONSIBILITY TBD
 TYP. AT ALL FLASHINGS



SAMPLE DRAWINGS

ARCHITECT:

GENERAL CONTRACTOR:

PROJECT:

NUTRULITE RESEARCH CENTER BLDG 9

5660 BEACH BLVD
 BUENA PARK, CA 90622

REVISIONS/SUBMISSIONS:

ARCH & ENG REVIEW/COMMENTS	07-31-12
FOR SUBMISSION	07-31-12
GCI REVIEW & APPROVAL (2ND DRAFT)	07-08-12
PRELIM REVIEW	06-23-12

DRAWN BY: (og) ozzie@psds.us

PROFESSIONAL SHOPDRAWINGS
 For the Commercial Glazing Industry
 125 E Tahquitz Canyon Way
 Suite 203-M
 Palm Springs, CA 92262
 (951) 377-4114

PROJECT: 13-103
 DRAWING TITLE:

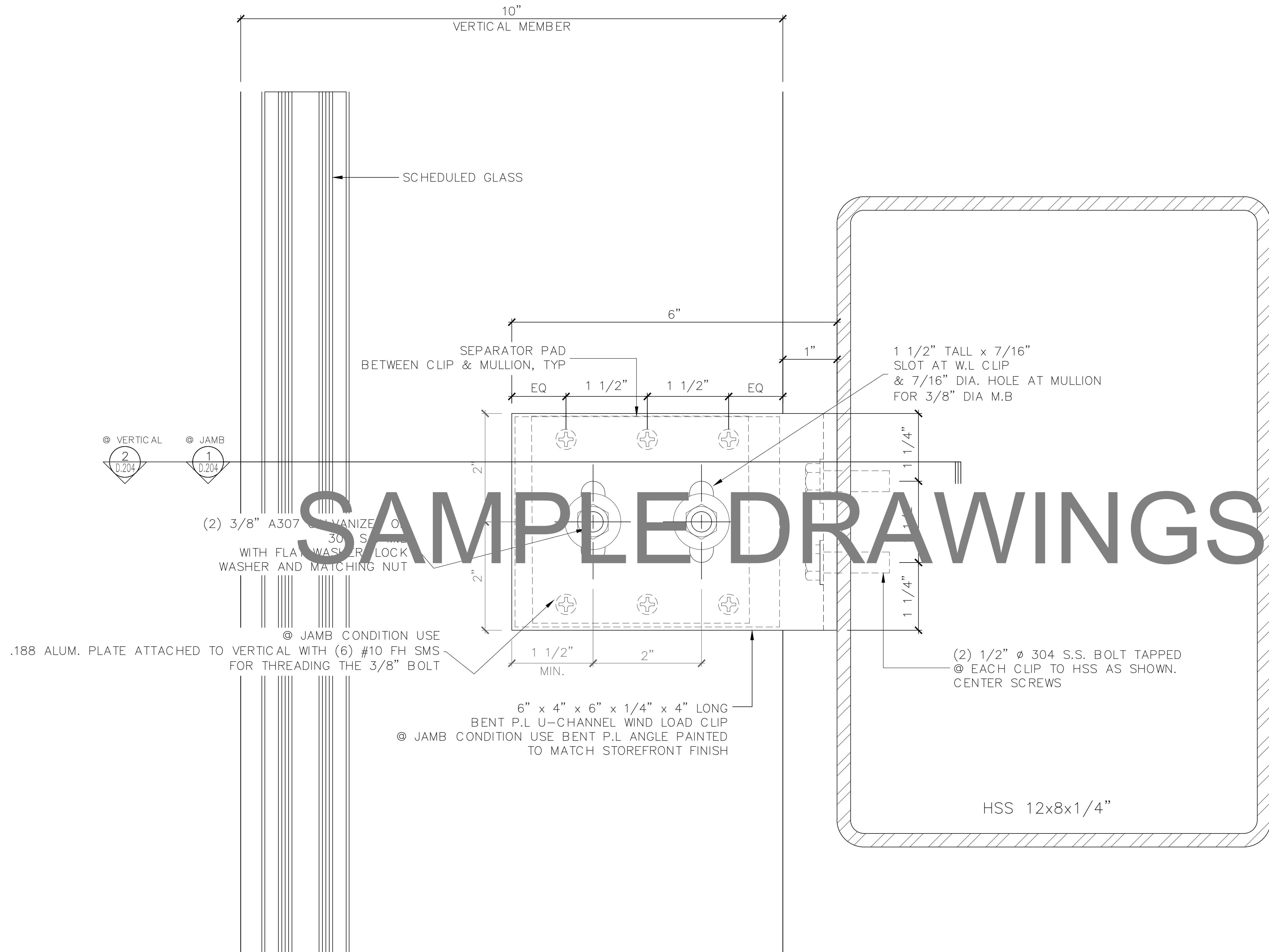
CW - HORZ DTLS

SCALE: **FULL**

PLOT DATE: **2013.06.23**

SHEET NO:

D.104



1 WINDLOAD CLIP
 SCALE: FULL (HORIZONTAL DETAIL - SECTION VIEW)
 ARCH REF: 3250 SERIES CURTAINWALL

ARCHITECT:

GENERAL CONTRACTOR:

PROJECT:

NUTRULITE RESEARCH CENTER BLDG 9

5660 BEACH BLVD
 BUENA PARK, CA 90622

REVISIONS/SUBMISSIONS:

NO.	REVISION	DATE
1	ARCH & ENG REVIEW/COMMENTS	07-31-12
2	FOR SUBMISSION	07-31-12
3	GCI REVIEW & APPROVAL (2ND DRAFT)	07-08-12
4	PRELIM REVIEW	06-23-12

DRAWN BY: (og) ozzie@psds.us

PROFESSIONAL SHOPDRAWINGS
 For the Commercial Glazing Industry
 125 E Tahquitz Canyon Way
 Suite 203-M
 Palm Springs, CA 92262
 (951) 377-4114

PROJECT: 13-103
 DRAWING TITLE:

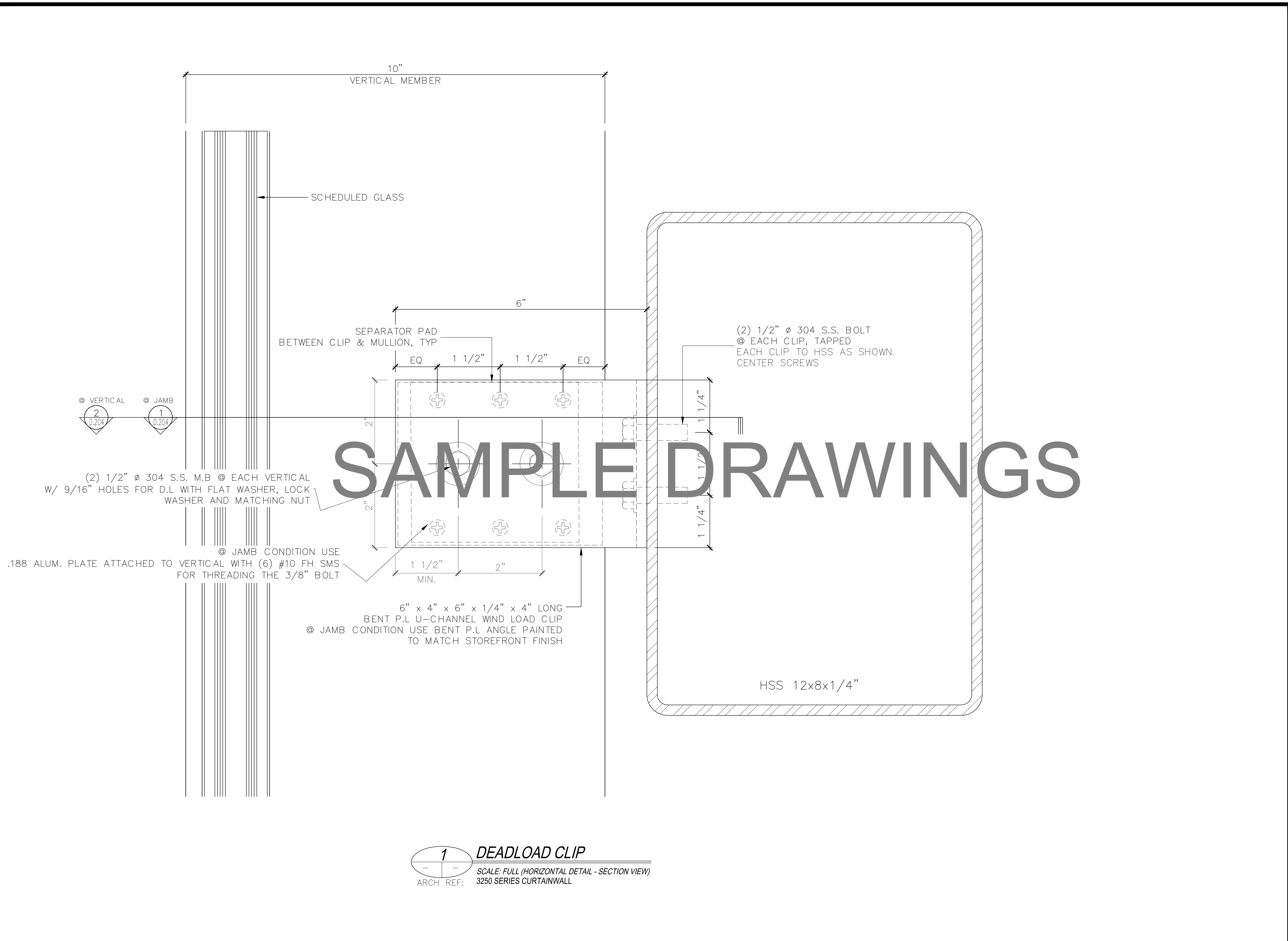
CW - HORZ DTL

SCALE: FULL

PLOT DATE:
 2013.06.23

SHEET NO:

D.105



ARCHITECT:

GENERAL CONTRACTOR:

PROJECT:

**NUTRULITE
RESEARCH
CENTER
BLDG 9**

5660 BEACH BLVD
BUENA PARK, CA 90622

REVISIONS/SUBMISSIONS:

NO.	REVISION	DATE
1	ARCH & ENG REVIEW/COMMENTS	07-31-12
2	FOR SUBMISSION	07-31-12
3	GCI REVIEW & APPROVAL (2ND DRAFT)	07-08-12
4	PRELIM REVIEW	06-23-12

DRAWN BY: (og) ozzie@psds.us

**PROFESSIONAL
SHOPDRAWINGS**
For the Commercial Glazing Industry
125 E Tahquitz Canyon Way
Suite 203-M
Palm Springs, CA 92262
(951) 377-4114

PROJECT: 13-103

DRAWING TITLE:

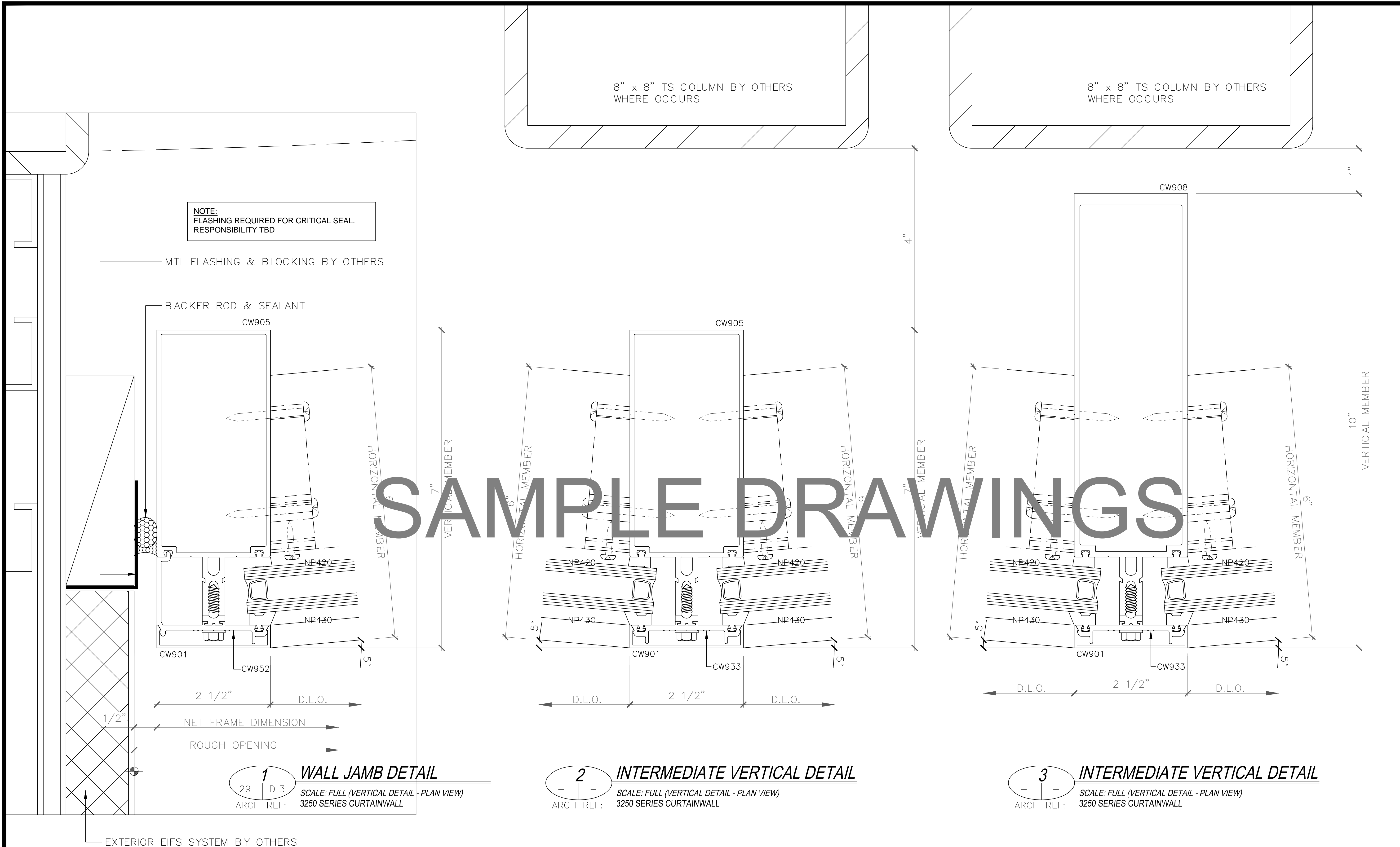
CW - HORZ DTLS

SCALE:
FULL

PLOT DATE:
2013.06.23

SHEET NO:
D.106

1 DEADLOAD CLIP
SCALE: FULL (HORIZONTAL DETAIL - SECTION VIEW)
ARCH REF: 3250 SERIES CURTAINWALL



NOTE:
FLASHING REQUIRED FOR CRITICAL SEAL.
RESPONSIBILITY TBD

MTL FLASHING & BLOCKING BY OTHERS

BACKER ROD & SEALANT

CW905

HORIZONTAL MEMBER
7"

VERTICAL MEMBER

2 1/2" D.L.O.
NET FRAME DIMENSION
1/2" ROUGH OPENING

1 WALL JAMB DETAIL
ARCH REF: 29 D.3
SCALE: FULL (VERTICAL DETAIL - PLAN VIEW)
3250 SERIES CURTAINWALL

8" x 8" TS COLUMN BY OTHERS
WHERE OCCURS

CW905

HORIZONTAL MEMBER
6"

VERTICAL MEMBER

D.L.O. 2 1/2" D.L.O.

2 INTERMEDIATE VERTICAL DETAIL
ARCH REF: - -
SCALE: FULL (VERTICAL DETAIL - PLAN VIEW)
3250 SERIES CURTAINWALL

8" x 8" TS COLUMN BY OTHERS
WHERE OCCURS

CW908

HORIZONTAL MEMBER
6"

VERTICAL MEMBER

D.L.O. 2 1/2" D.L.O.

3 INTERMEDIATE VERTICAL DETAIL
ARCH REF: - -
SCALE: FULL (VERTICAL DETAIL - PLAN VIEW)
3250 SERIES CURTAINWALL

ARCHITECT:

GENERAL CONTRACTOR:

PROJECT:

**NUTRULITE
RESEARCH
CENTER
BLDG 9**

5660 BEACH BLVD
BUENA PARK, CA 90622

REVISIONS/SUBMISSIONS:

ARCH & ENG REVIEW/COMMENTS	07-31-12
FOR SUBMISSION	07-31-12
GCI REVIEW & APPROVAL (2ND DRAFT)	07-08-12
PRELIM REVIEW	06-23-12

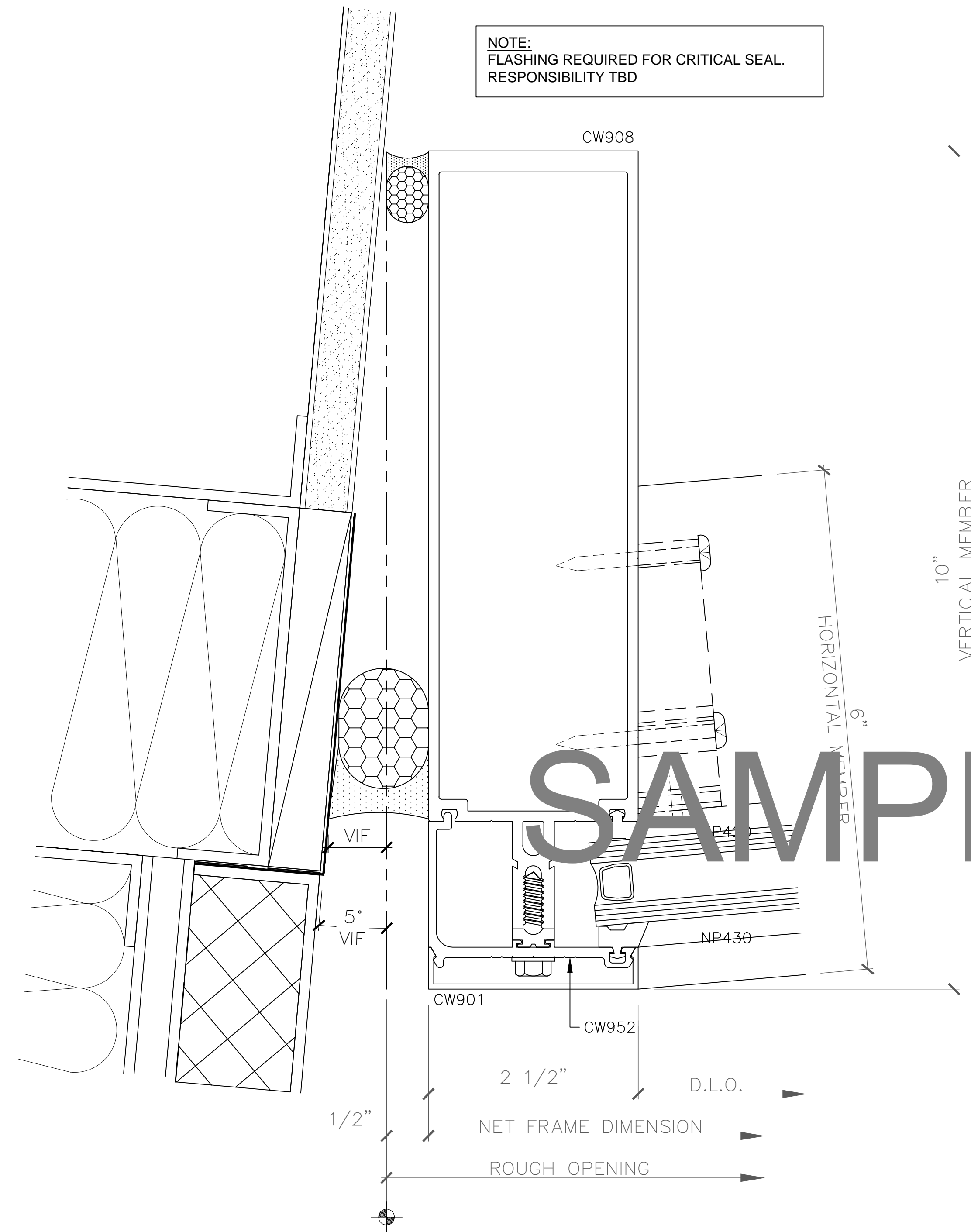
DRAWN BY: (og) ozzie@psds.us
**PROFESSIONAL
SHOPDRAWINGS**
For the Commercial Glazing Industry
125 E Tahquitz Canyon Way
Suite 203-M
Palm Springs, CA 92262
(951) 377-4114

PROJECT: 13-103
DRAWING TITLE:
CW - VERT DTLS

SCALE:
FULL

PLOT DATE:
2013.06.23

SHEET NO:
D.201



NOTE:
FLASHING REQUIRED FOR CRITICAL SEAL.
RESPONSIBILITY TBD

SAMPLE DRAWINGS

1 JAMB DETAIL
 2 | D.3
 ARCH REF: SCALE: FULL (VERTICAL DETAIL - PLAN VIEW)
 3250 SERIES CURTAINWALL

ARCHITECT:

GENERAL CONTRACTOR:

PROJECT:

NUTRULITE RESEARCH CENTER BLDG 9

5660 BEACH BLVD
 BUENA PARK, CA 90622

REVISIONS/SUBMISSIONS:

▽	ARCH & ENG REVIEW/COMMENTS FOR SUBMISSION	07-31-12
▽	GCI REVIEW & APPROVAL (2ND DRAFT)	07-08-12
▽	PRELIM REVIEW	06-23-12

DRAWN BY: (og) ozzie@psds.us

PROFESSIONAL SHOPDRAWINGS
 For the Commercial Glazing Industry
 125 E Tahquitz Canyon Way
 Suite 203-M
 Palm Springs, CA 92262
 (951) 377-4114

PROJECT: 13-103
 DRAWING TITLE:

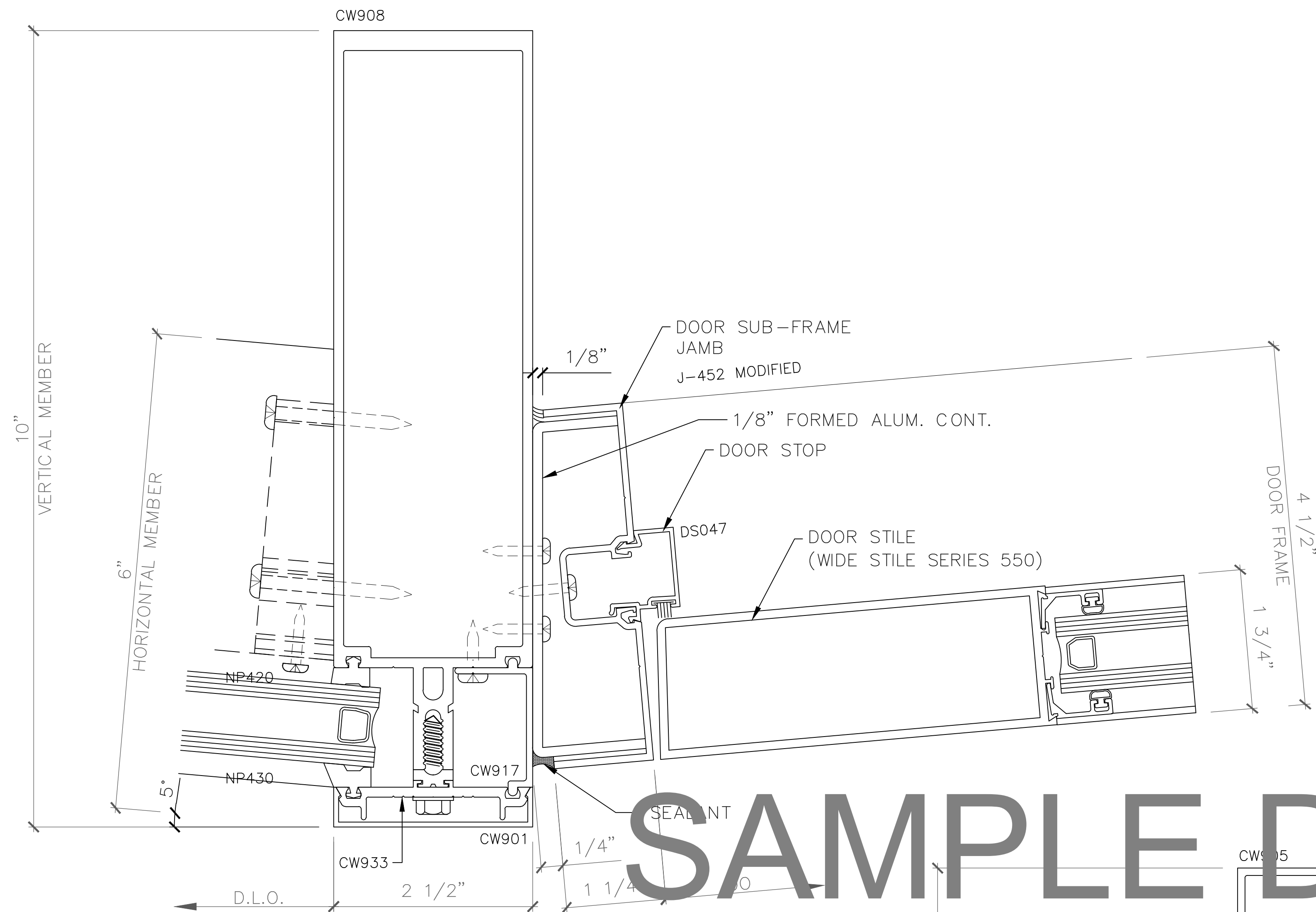
CW - VERT DTLS

SCALE: FULL

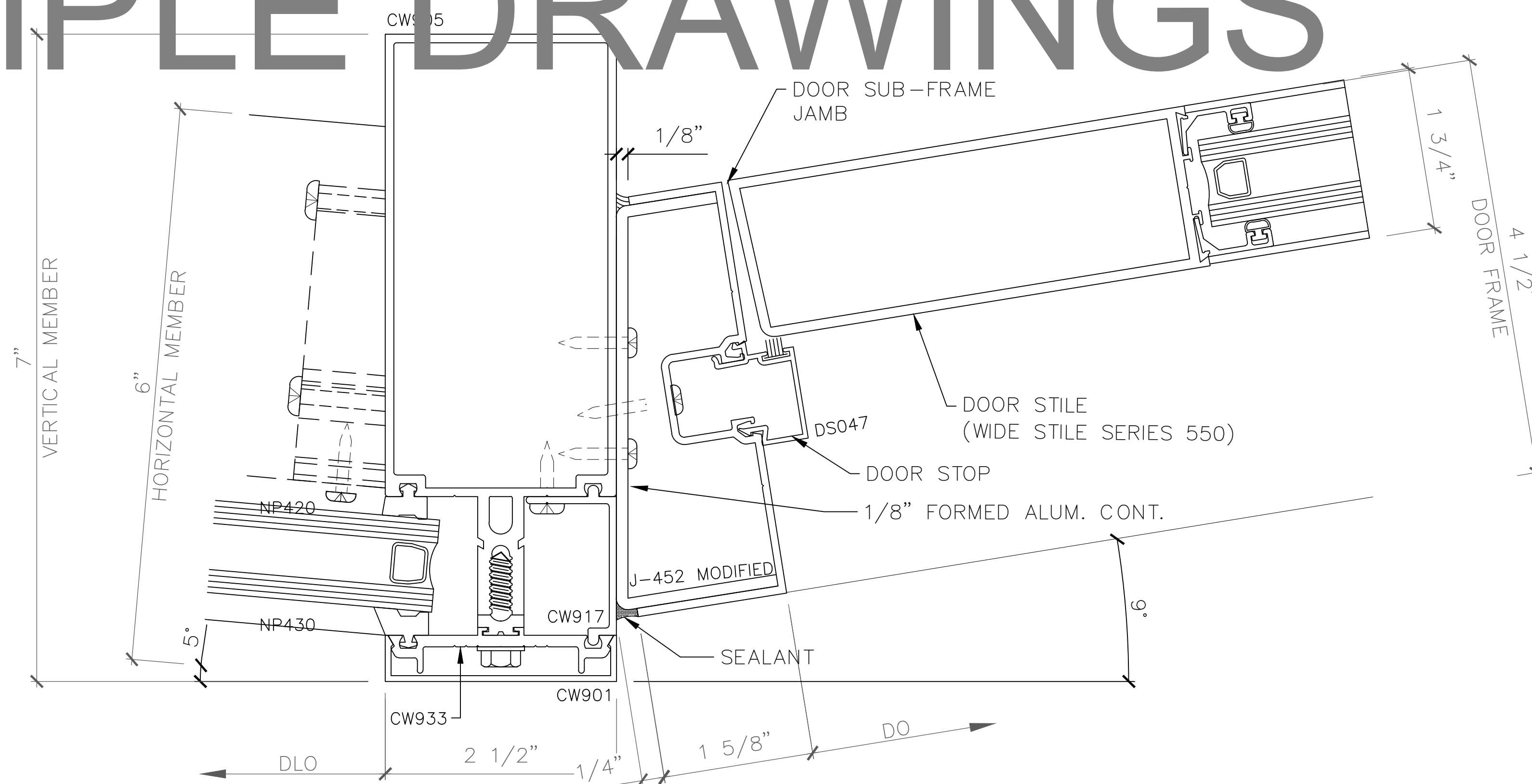
PLOT DATE: 2013.06.23

SHEET NO:

D.202



1 DOOR JAMB DETAIL AT SGL DOOR
 SCALE: FULL (VERTICAL DETAIL - PLAN VIEW)
 ARCH REF: 3250 SERIES CURTAINWALL



2 DOOR JAMB DETAIL AT PRS DOOR
 SCALE: FULL (VERTICAL DETAIL - PLAN VIEW)
 ARCH REF: 3250 SERIES CURTAINWALL

SAMPLE DRAWINGS

ARCHITECT:

GENERAL CONTRACTOR:

PROJECT:

**NUTRULITE
 RESEARCH
 CENTER
 BLDG 9**

5660 BEACH BLVD
 BUENA PARK, CA 90622

REVISIONS/SUBMISSIONS:

NO.	REVISION	DATE
1	ARCH & ENG REVIEW/COMMENTS	07-31-12
2	FOR SUBMISSION	07-31-12
3	GCI REVIEW & APPROVAL (2ND DRAFT)	07-08-12
4	PRELIM REVIEW	06-23-12

DRAWN BY: (og) ozzie@psds.us

**PROFESSIONAL
 SHOPDRAWINGS**
 For the Commercial/Georg Industry
 125 E Tahquitz Canyon Way
 Suite 203-M
 Palm Springs, CA 92262
 (951) 377-4114

PROJECT: 13-103

DRAWING TITLE:

CW - VERT DTLS

SCALE:

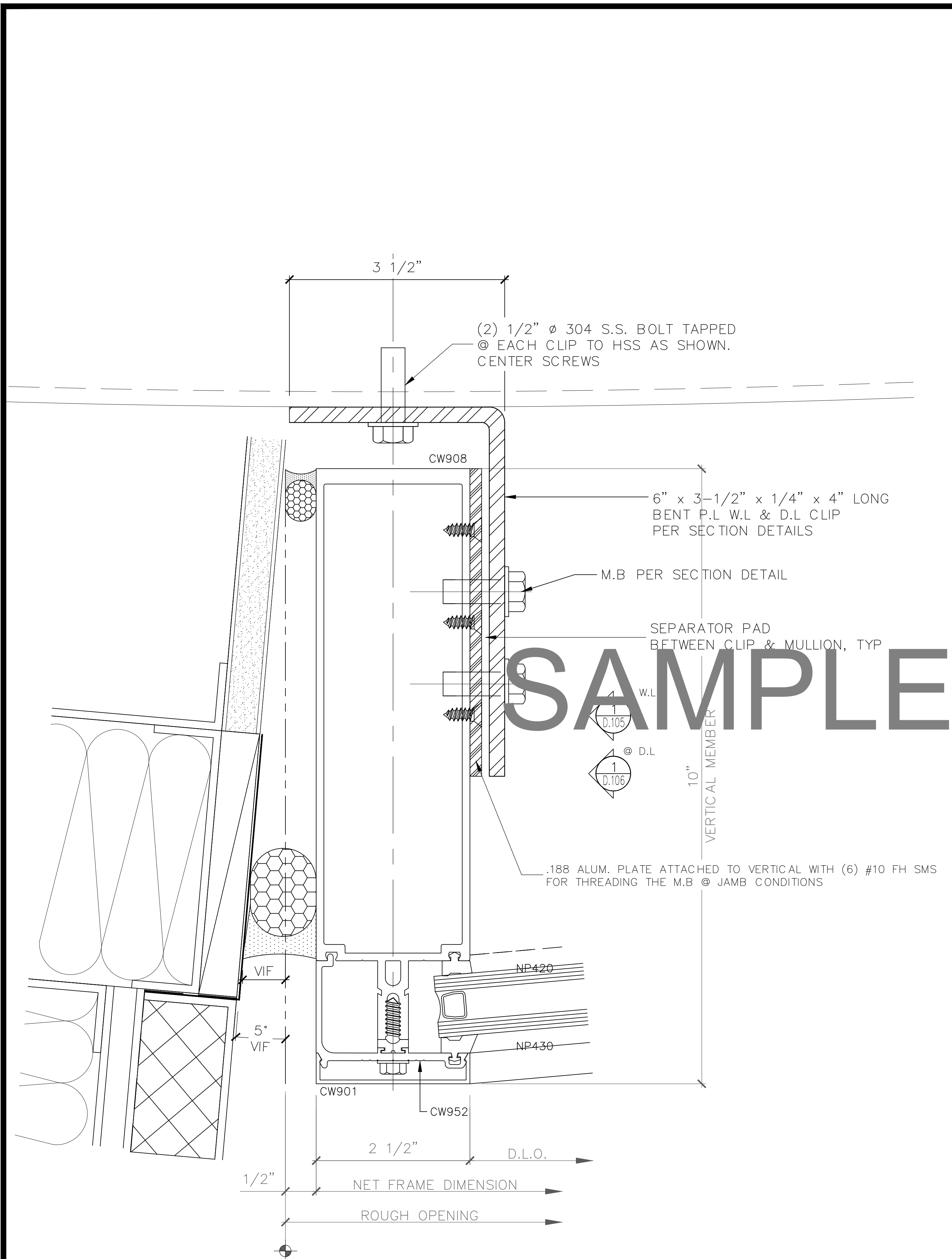
FULL

PLOT DATE:

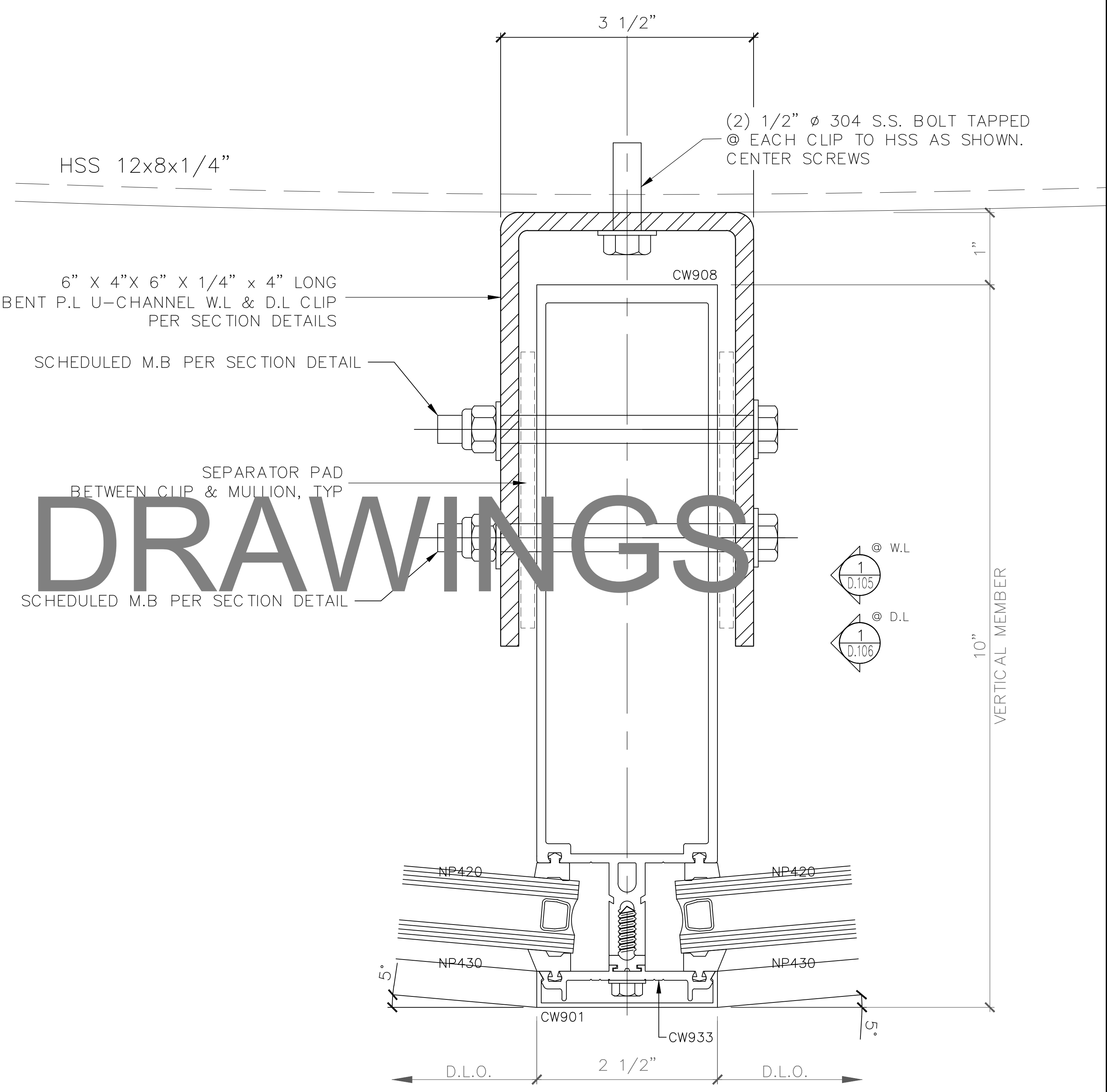
2013.06.23

SHEET NO:

D.203



1 JAMB DETAIL @ SUPPORT CLIP
 SCALE: FULL (VERTICAL DETAIL - PLAN VIEW)
 ARCH. REF: 3250 SERIES CURTAINWALL



2 INTERMEDIATE VERTICAL DETAIL @ SUPPORT CLIP
 SCALE: FULL (VERTICAL DETAIL - PLAN VIEW)
 ARCH. REF: 3250 SERIES CURTAINWALL

ARCHITECT:

GENERAL CONTRACTOR:

PROJECT:

NUTRULITE RESEARCH CENTER BLDG 9

5660 BEACH BLVD
 BUENA PARK, CA 90622

REVISIONS/SUBMISSIONS:

NO.	REVISION	DATE
1	ARCH & ENG REVIEW/COMMENTS	07-31-12
2	FOR SUBMISSION	07-31-12
3	GCI REVIEW & APPROVAL (2ND DRAFT)	07-08-12
4	PRELIM REVIEW	06-23-12

DRAWN BY: (og) ozzie@psds.us
PROFESSIONAL SHOPDRAWINGS
 For the Commercial Glazing Industry
 125 E Tahquitz Canyon Way
 Suite 203-M
 Palm Springs, CA 92262
 (951) 377-4114

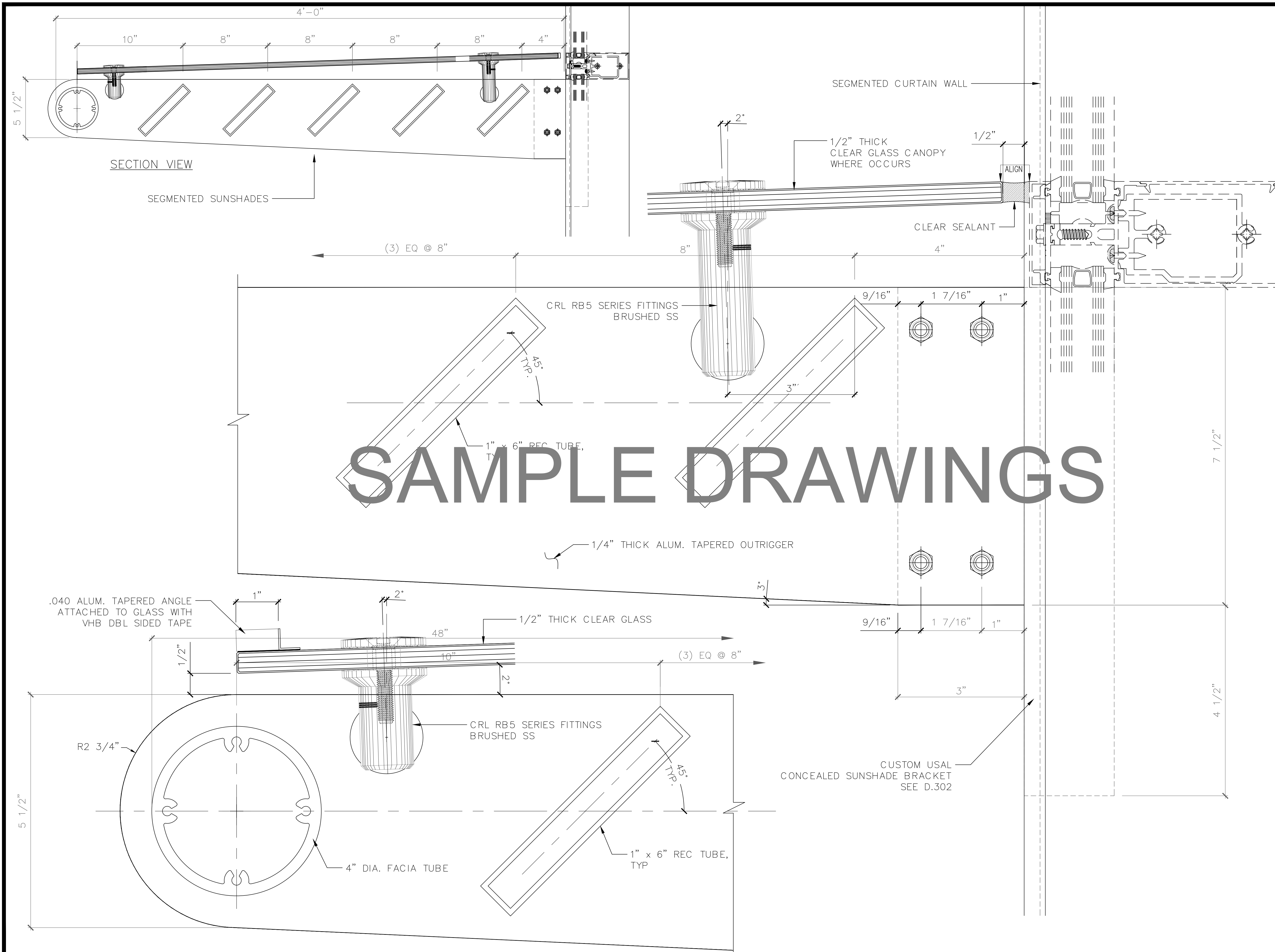
PROJECT: 13-103
 DRAWING TITLE:

CW - VERT DTLS

SCALE: FULL

PLOT DATE: 2013.06.23

SHEET NO:



SAMPLE DRAWINGS

ARCHITECT:

GENERAL CONTRACTOR:

PROJECT:

NUTRULITE RESEARCH CENTER BLDG 9

5660 BEACH BLVD
BUENA PARK, CA 90622

REVISIONS/SUBMISSIONS:

NO.	REVISION	DATE
1	ARCH & ENG REVIEW/COMMENTS	07-31-12
2	FOR SUBMISSION	07-31-12
3	GCI REVIEW & APPROVAL (2ND DRAFT)	07-08-12
4	PRELIM REVIEW	06-23-12

DRAWN BY: (og) ozzie@psds.us

PROFESSIONAL SHOPDRAWINGS
For the Commercial Glazing Industry
125 E Tahquitz Canyon Way
Suite 203-M
Palm Springs, CA 92262
(951) 377-4114

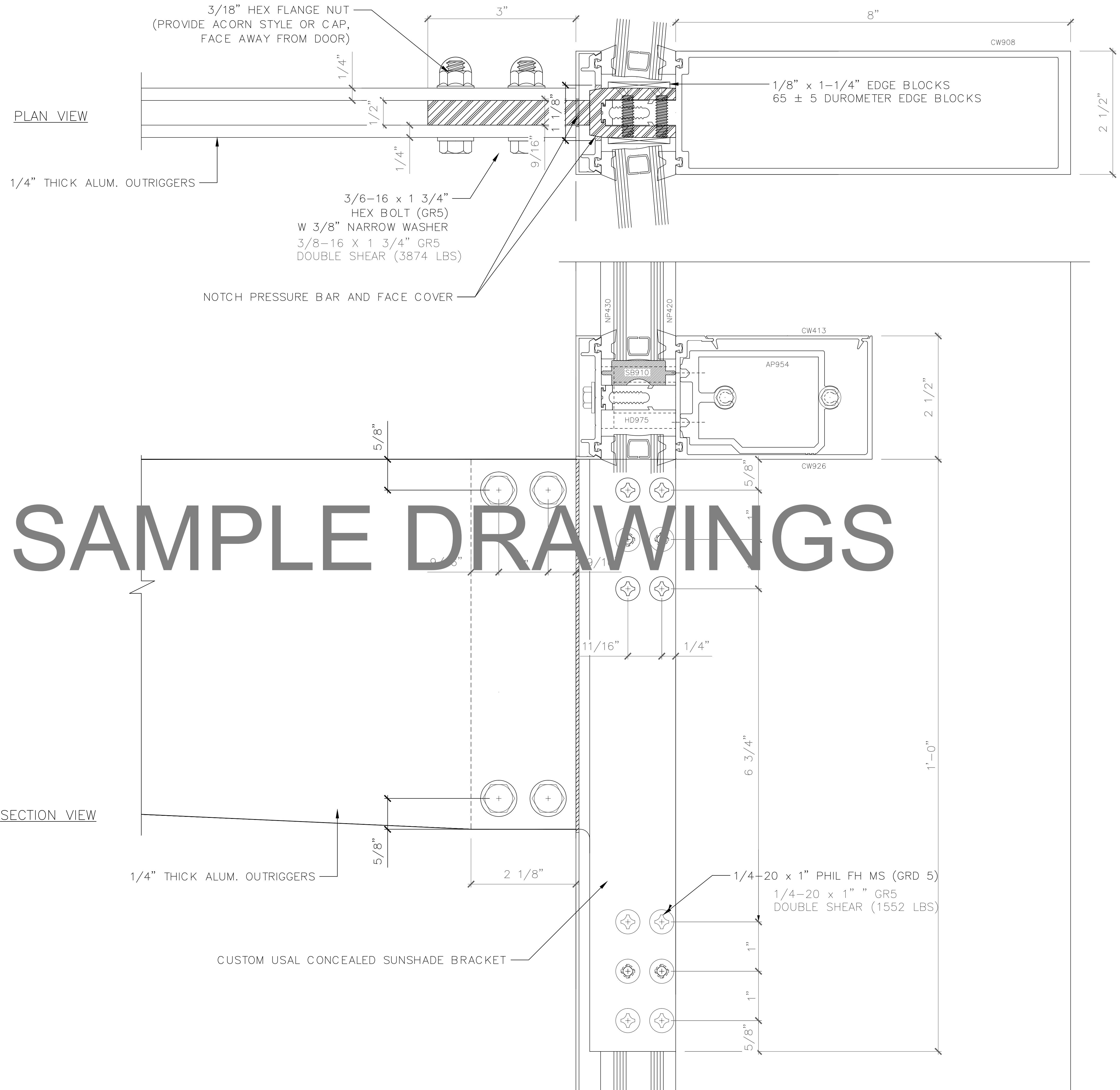
PROJECT: 13-103
DRAWING TITLE:

SUN SHADE DTLS

SCALE: **FULL**

PLOT DATE: **2013.06.23**

SHEET NO: **D.301**



SAMPLE DRAWINGS

ARCHITECT:

GENERAL CONTRACTOR:

PROJECT:

**NUTRULITE
RESEARCH
CENTER
BLDG 9**

5660 BEACH BLVD
BUENA PARK, CA 90622

REVISIONS/SUBMISSIONS:

ARCH & ENG REVIEW/COMMENTS	07-31-12
FOR SUBMISSION	07-31-12
GCI REVIEW & APPROVAL (2ND DRAFT)	07-08-12
PRELIM REVIEW	06-23-12

DRAWN BY: (og) ozzie@psds.us

PROFESSIONAL SHOPDRAWINGS
 For the Commercial/Industrial Industry
 125 E Tahquitz Canyon Way
 Suite 203-M
 Palm Springs, CA 92262
 (951) 377-4114

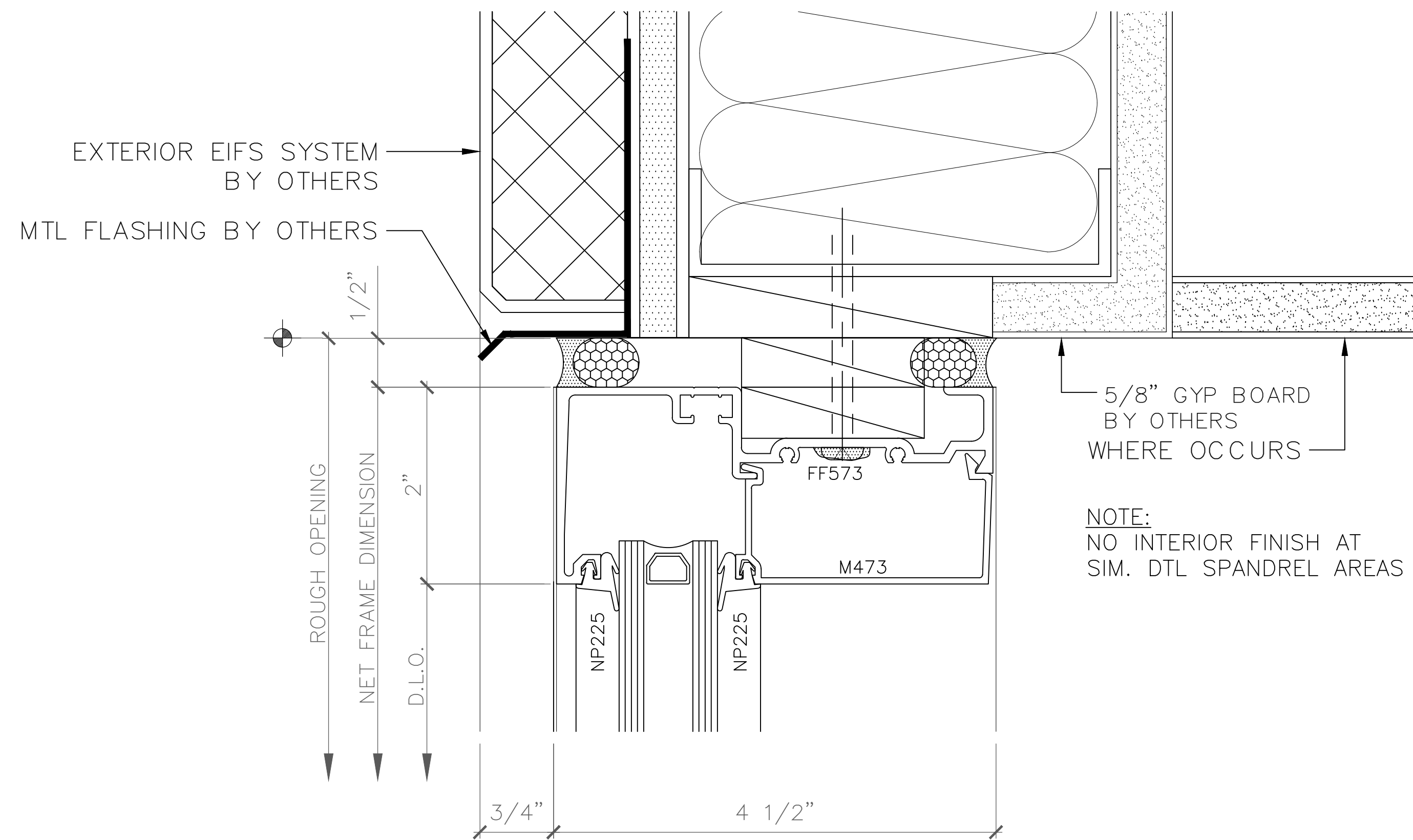
PROJECT: 13-103
 DRAWING TITLE:

SUN SHADE DTLS

SCALE: **FULL**

PLOT DATE: **2013.06.23**

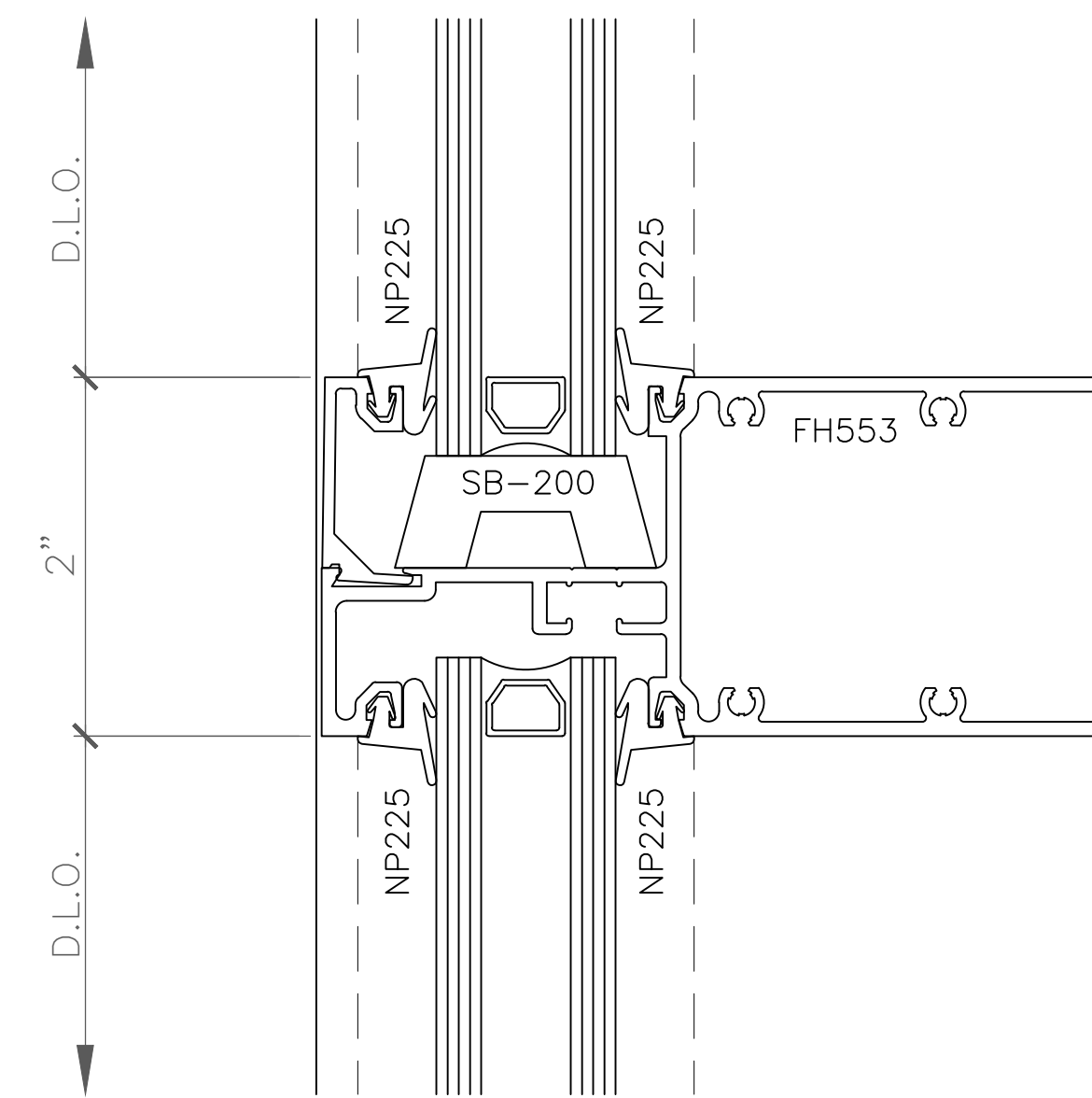
SHEET NO: **D.302**



1 HEAD DETAIL
 5,10 D.2 SCALE: FULL (HORIZONTAL DETAIL - SECTION VIEW)
 ARCH REF: FF451 - FLUSH FRONT

NOTE:
 NO INTERIOR FINISH AT
 SIM. DTL SPANDREL AREAS

SEALANT NOTE:
 SUBSTRATE SURFACE MUST BE
 SUITABLE FOR PROPER SEALANT ADHESION
 FOLLOW SEALANT OR EIFS/SEALANT MANUFACTURER'S RECOMMENDATION



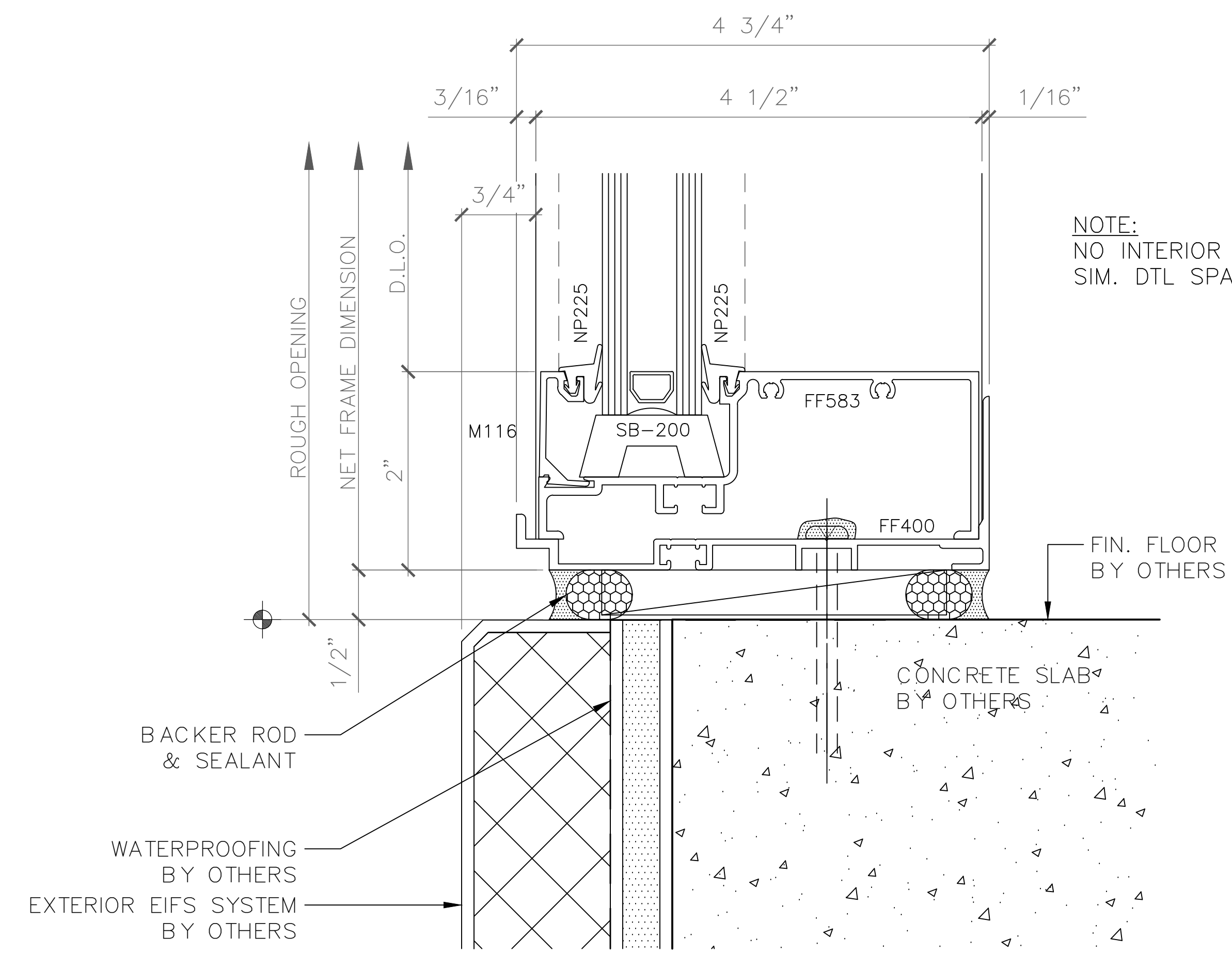
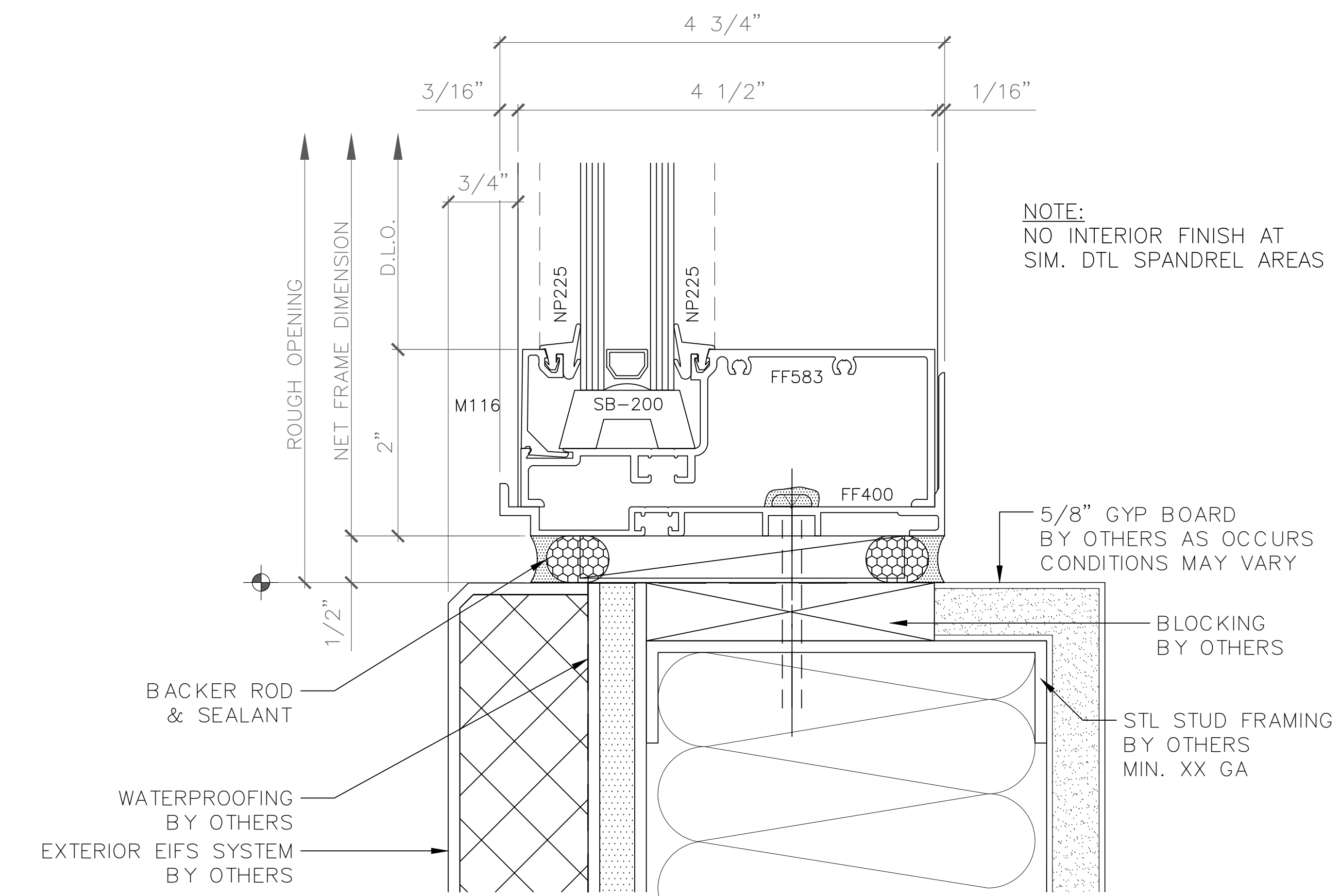
3 HORIZONTAL DETAIL
 5,10 D.2 SCALE: FULL (HORIZONTAL DETAIL - SECTION VIEW)
 ARCH REF: FF451 - FLUSH FRONT

2 SILL DETAIL
 6 D.2 SCALE: FULL (HORIZONTAL DETAIL - SECTION VIEW)
 ARCH REF: FF451 - FLUSH FRONT

NOTE:
 NO INTERIOR FINISH AT
 SIM. DTL SPANDREL AREAS

4 SILL DETAIL
 6 D.2 SCALE: FULL (HORIZONTAL DETAIL - SECTION VIEW)
 ARCH REF: FF451 - FLUSH FRONT

NOTE:
 NO INTERIOR FINISH AT
 SIM. DTL SPANDREL AREAS



SAMPLE DRAWINGS

ARCHITECT:

GENERAL CONTRACTOR:

PROJECT:

**NUTRULITE
 RESEARCH
 CENTER
 BLDG 9**

5660 BEACH BLVD
 BUENA PARK, CA 90622

REVISIONS/SUBMISSIONS:

NO.	REVISION	DATE
1	ARCH & ENG REVIEW/COMMENTS	07-31-12
2	FOR SUBMISSION	07-31-12
3	GCI REVIEW & APPROVAL (2ND DRAFT)	07-08-12
4	PRELIM REVIEW	06-23-12

DRAWN BY: (og) ozzie@psds.us

**PROFESSIONAL
 SHOPDRAWINGS**
 For the Commercial Cleaning Industry
 125 E Tahquitz Canyon Way
 Suite 203-M
 Palm Springs, CA 92262
 (951) 377-4114

PROJECT: 13-103
 DRAWING TITLE:

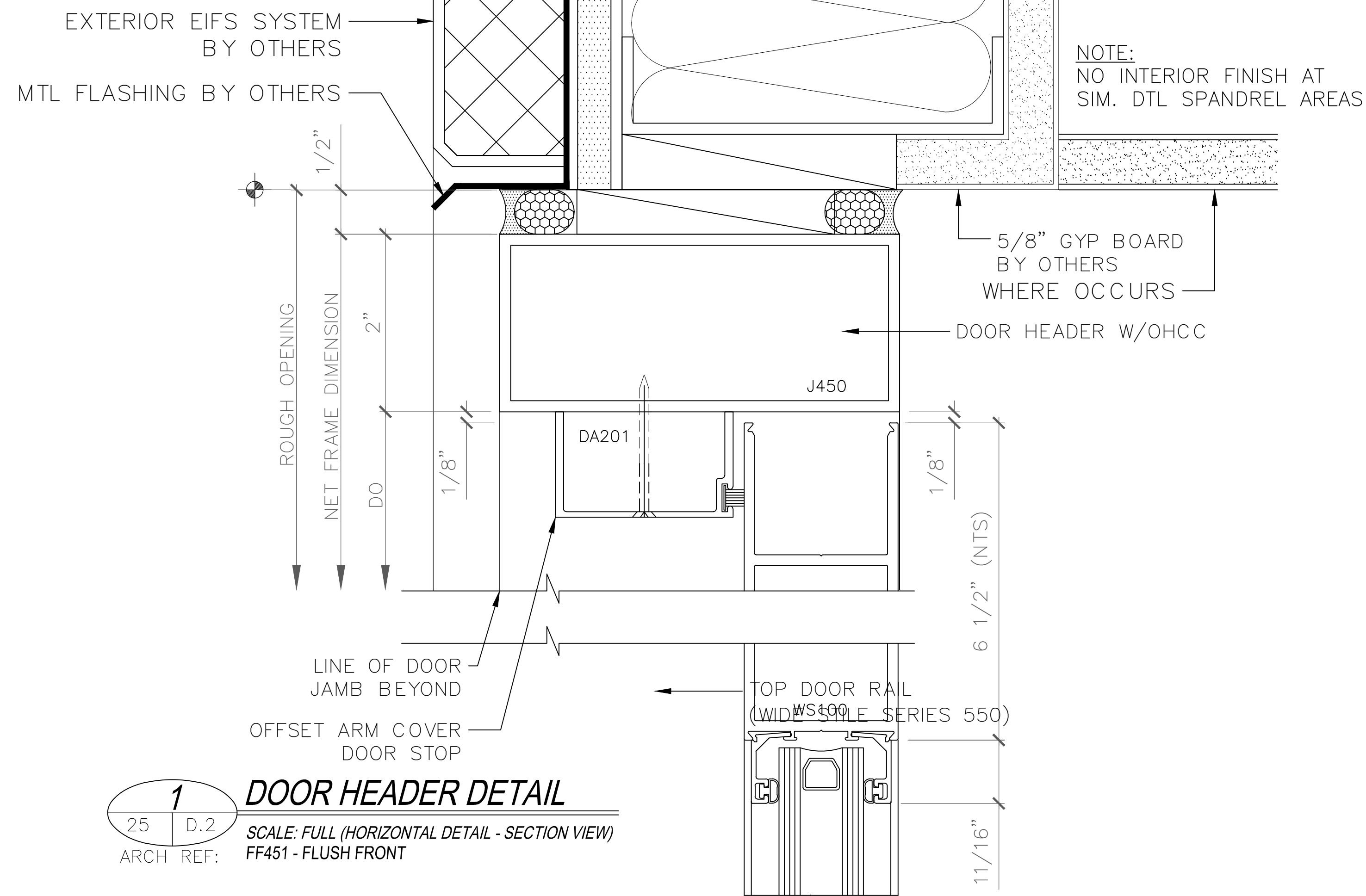
SF - HORZ DTLS

SCALE:
FULL

PLOT DATE:
2013.06.23

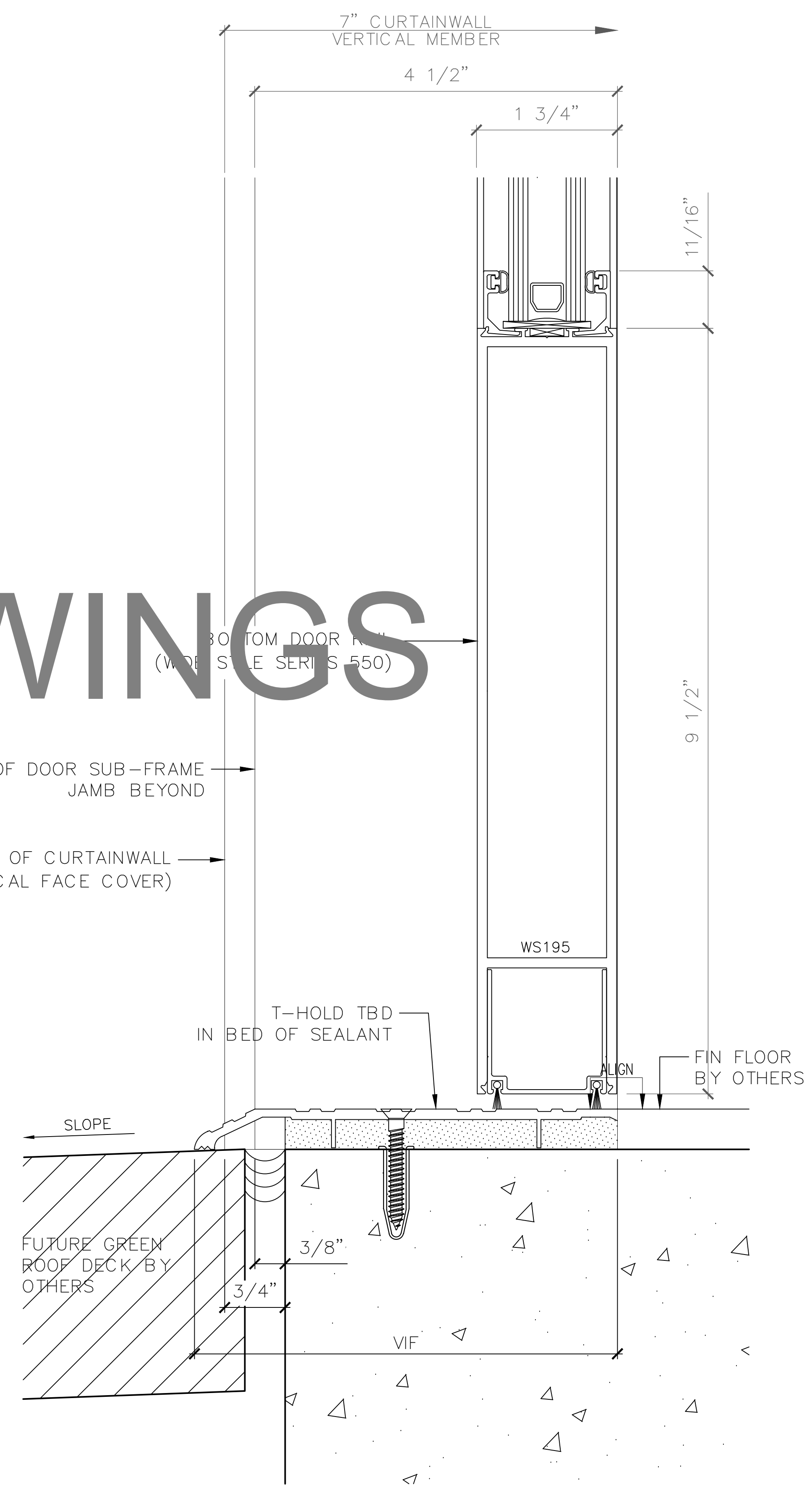
SHEET NO:

D.401

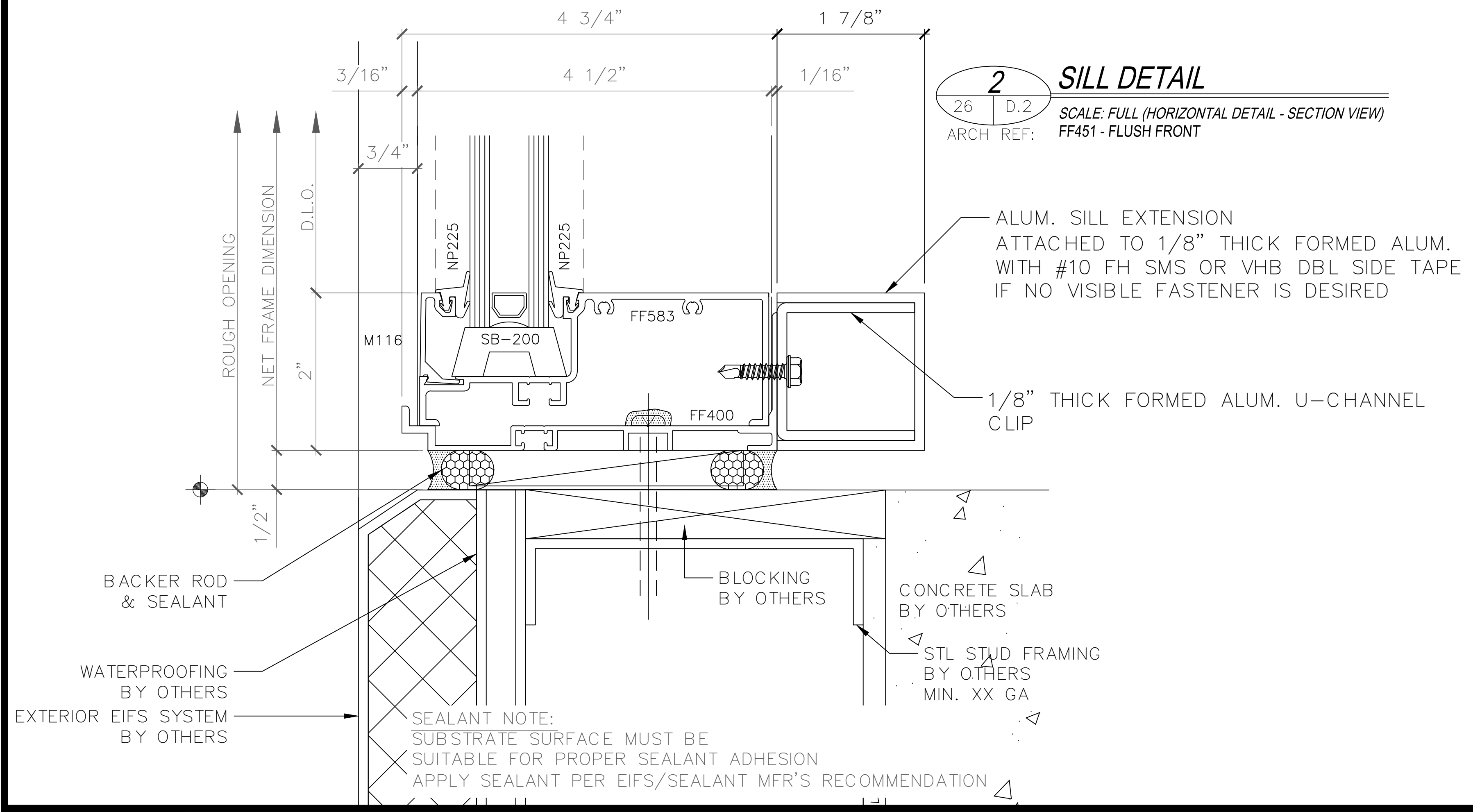


1 DOOR HEADER DETAIL
 25 | D.2
 ARCH REF: FF451 - FLUSH FRONT
 SCALE: FULL (HORIZONTAL DETAIL - SECTION VIEW)

3 DOOR BOTTOM DETAIL
 27 | D.3
 ARCH REF: 3250 SERIES CURTAINWALL
 SCALE: FULL (HORIZONTAL DETAIL - SECTION VIEW)



2 SILL DETAIL
 26 | D.2
 ARCH REF: FF451 - FLUSH FRONT
 SCALE: FULL (HORIZONTAL DETAIL - SECTION VIEW)



SAMPLE DRAWINGS

ARCHITECT:

GENERAL CONTRACTOR:

PROJECT:

NUTRULITE RESEARCH CENTER BLDG 9

5660 BEACH BLVD
 BUENA PARK, CA 90622

REVISIONS/SUBMISSIONS:

NO.	REVISION	DATE
1	ARCH & ENG REVIEW/COMMENTS	07-31-12
2	FOR SUBMISSION	07-31-12
3	GCI REVIEW & APPROVAL (2ND DRAFT)	07-08-12
4	PRELIM REVIEW	06-23-12

DRAWN BY: (og) ozzie@psds.us

PROFESSIONAL SHOPDRAWINGS
 For the Commercial Building Industry
 125 E Tahquitz Canyon Way
 Suite 203-M
 Palm Springs, CA 92262
 (951) 377-4114

PROJECT: 13-103
 DRAWING TITLE:

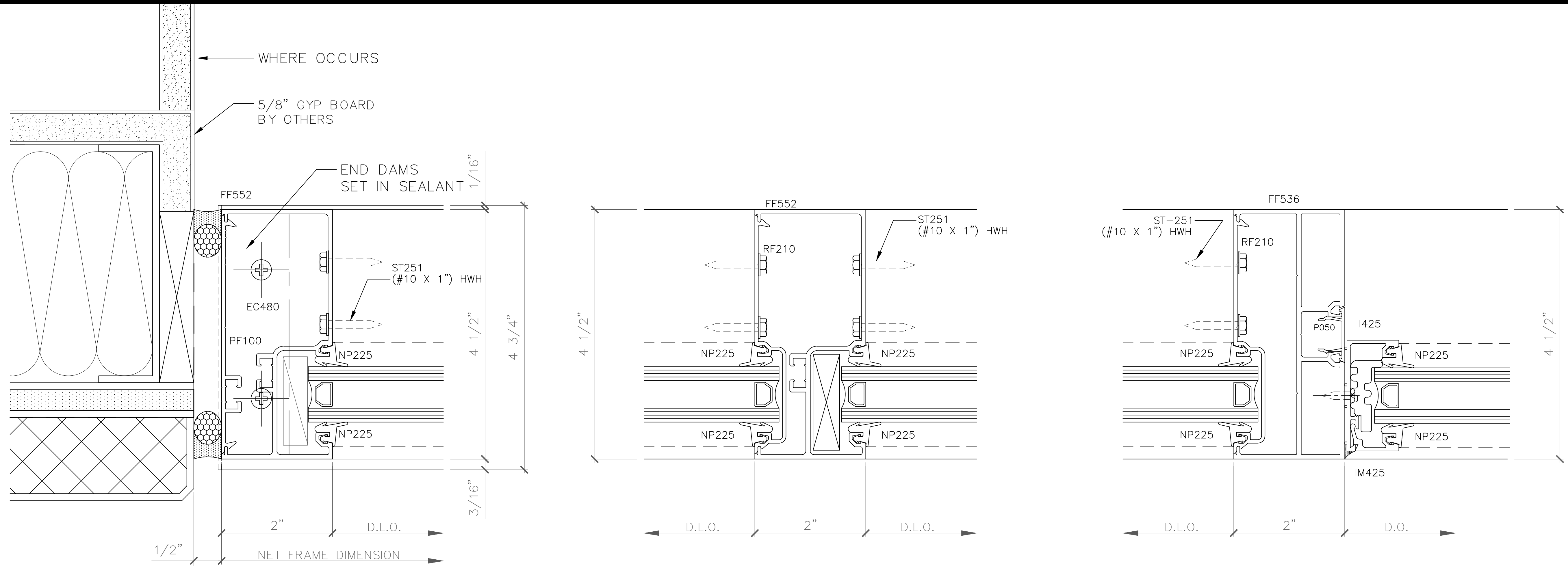
SF - HORZ DTLS

SCALE: FULL

PLOT DATE: 2013.06.23

SHEET NO:

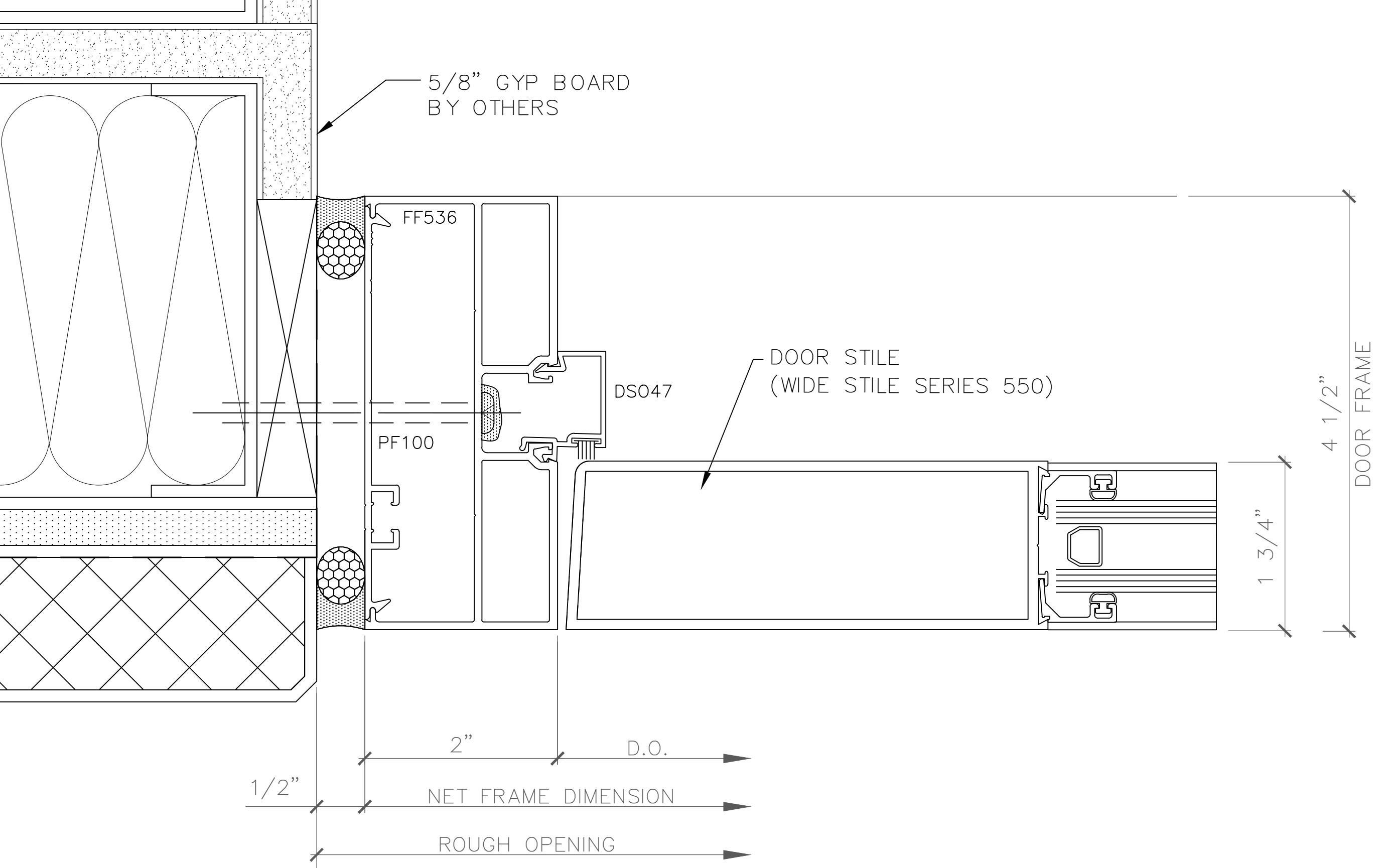
D.402



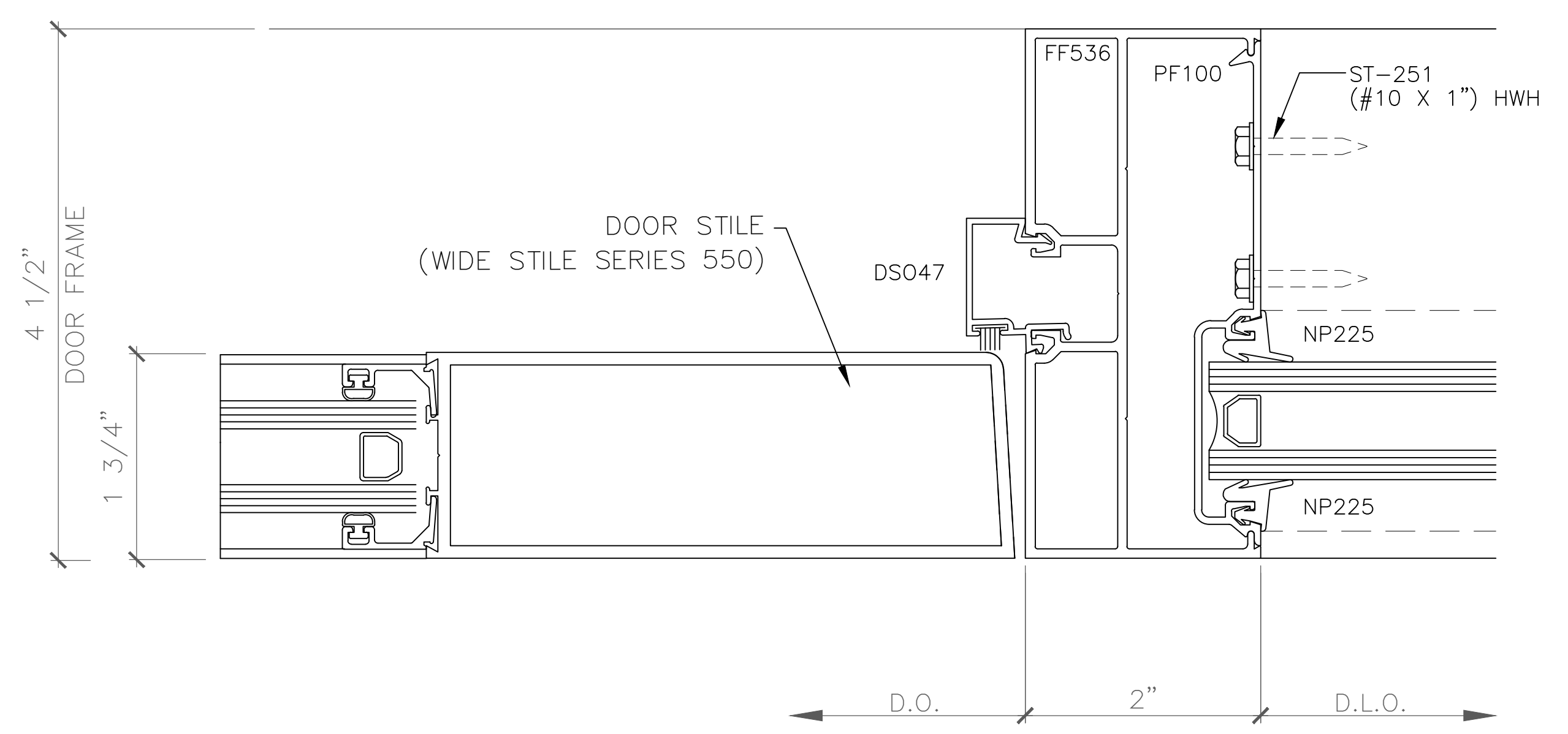
1 WALL JAMB DETAIL
 2, 9 D.2 SCALE: FULL (VERTICAL DETAIL - PLAN VIEW)
 ARCH REF: FF451 - FLUSH FRONT

2 INTERMEDIATE VERTICAL DETAIL
 - - - SCALE: FULL (VERTICAL DETAIL - PLAN VIEW)
 ARCH REF: FF451 - FLUSH FRONT

3 DOOR JAMB DETAIL AT TRANSOM
 - - - SCALE: FULL (VERTICAL DETAIL - PLAN VIEW)
 ARCH REF: FF451 - FLUSH FRONT



4 DOOR JAMB DETAIL
 24 D.2 SCALE: FULL (VERTICAL DETAIL - PLAN VIEW)
 ARCH REF: FF451 - FLUSH FRONT



5 DOOR JAMB DETAIL
 - - - SCALE: FULL (VERTICAL DETAIL - PLAN VIEW)
 ARCH REF: FF451 - FLUSH FRONT

SAMPLE DRAWINGS

ARCHITECT:

GENERAL CONTRACTOR:

PROJECT:

NUTRULITE RESEARCH CENTER BLDG 9

5660 BEACH BLVD
 BUENA PARK, CA 90622

REVISIONS/SUBMISSIONS:

NO.	REVISION	DATE
1	ARCH & ENG REVIEW/COMMENTS	07-31-12
2	FOR SUBMISSION	07-31-12
3	GCI REVIEW & APPROVAL (2ND DRAFT)	07-08-12
4	PRELIM REVIEW	06-23-12

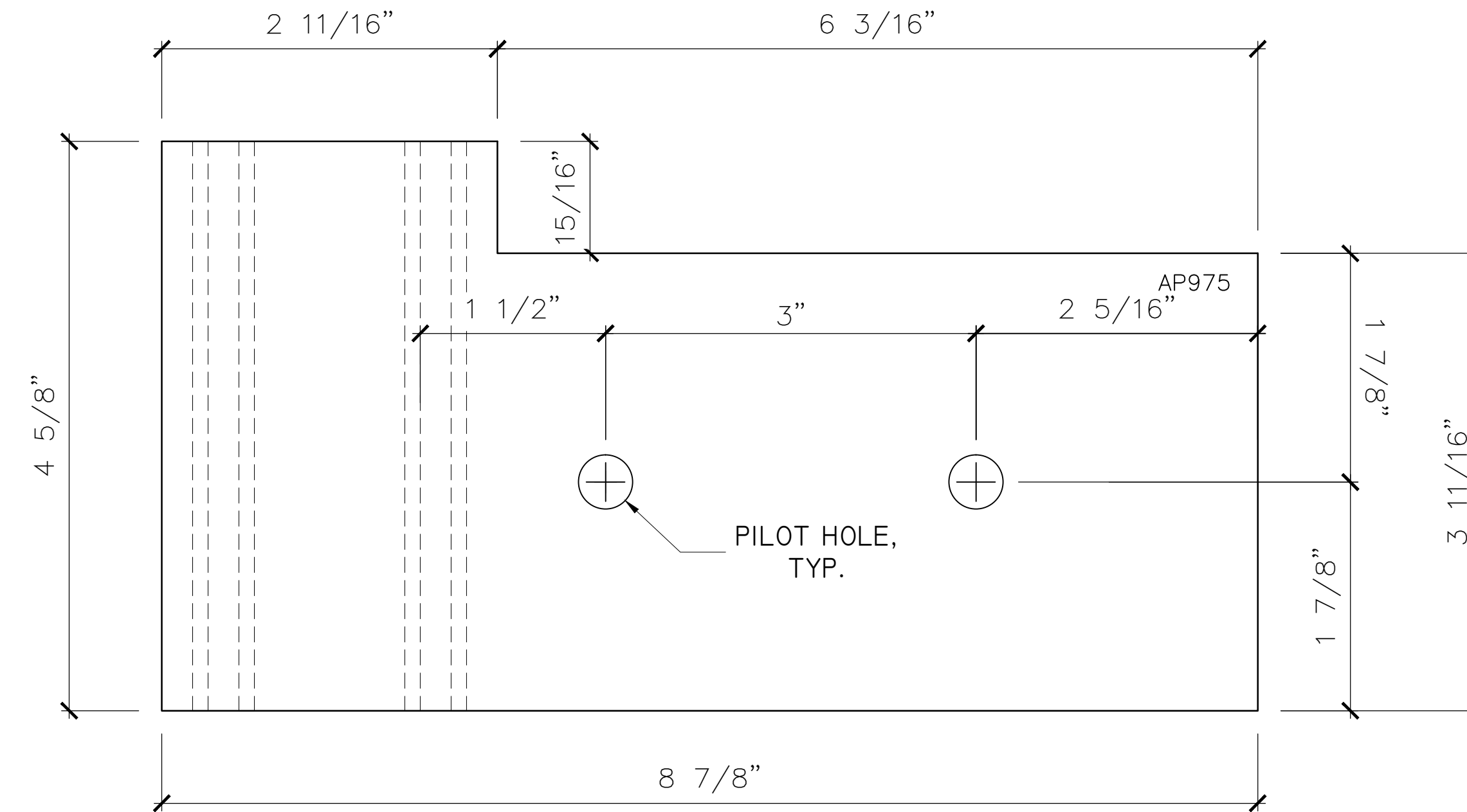
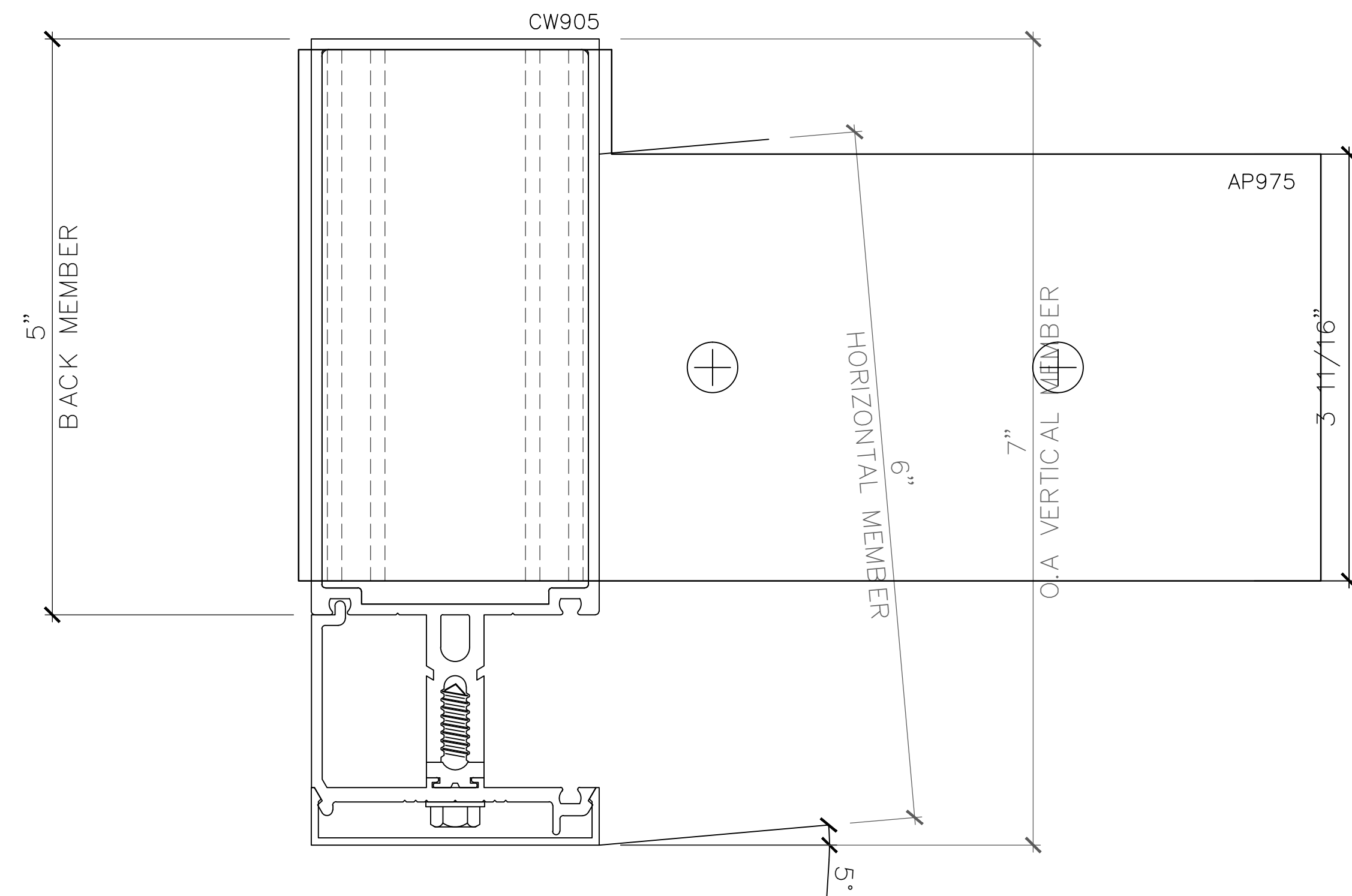
DRAWN BY: (og) ozzie@psds.us
PROFESSIONAL SHOPDRAWINGS
 For the Commercial/Industrial Industry
 125 E Tahquitz Canyon Way
 Suite 203-M
 Palm Springs, CA 92262
 (951) 377-4114

PROJECT: 13-103
 DRAWING TITLE:
SF - VERT DTLS

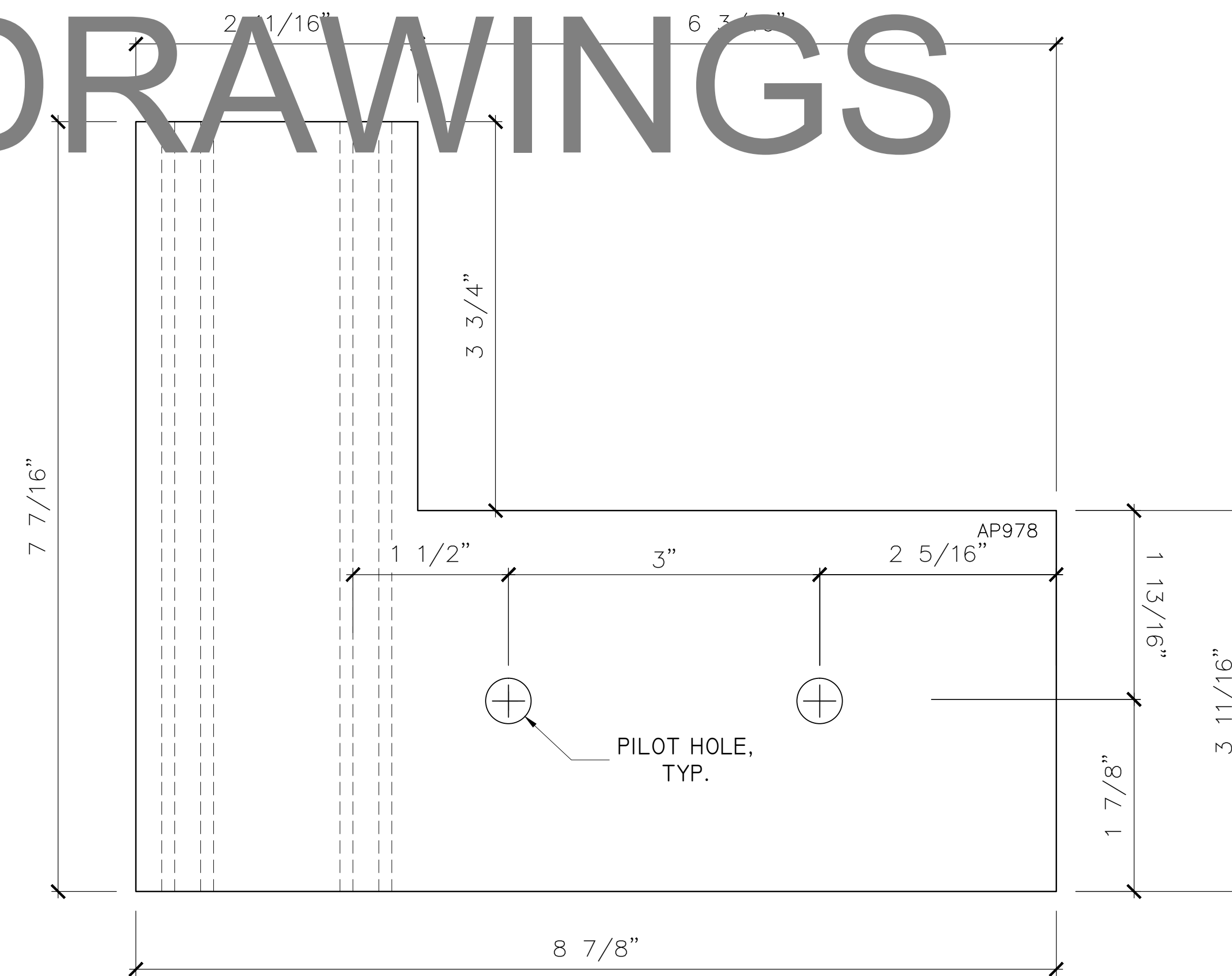
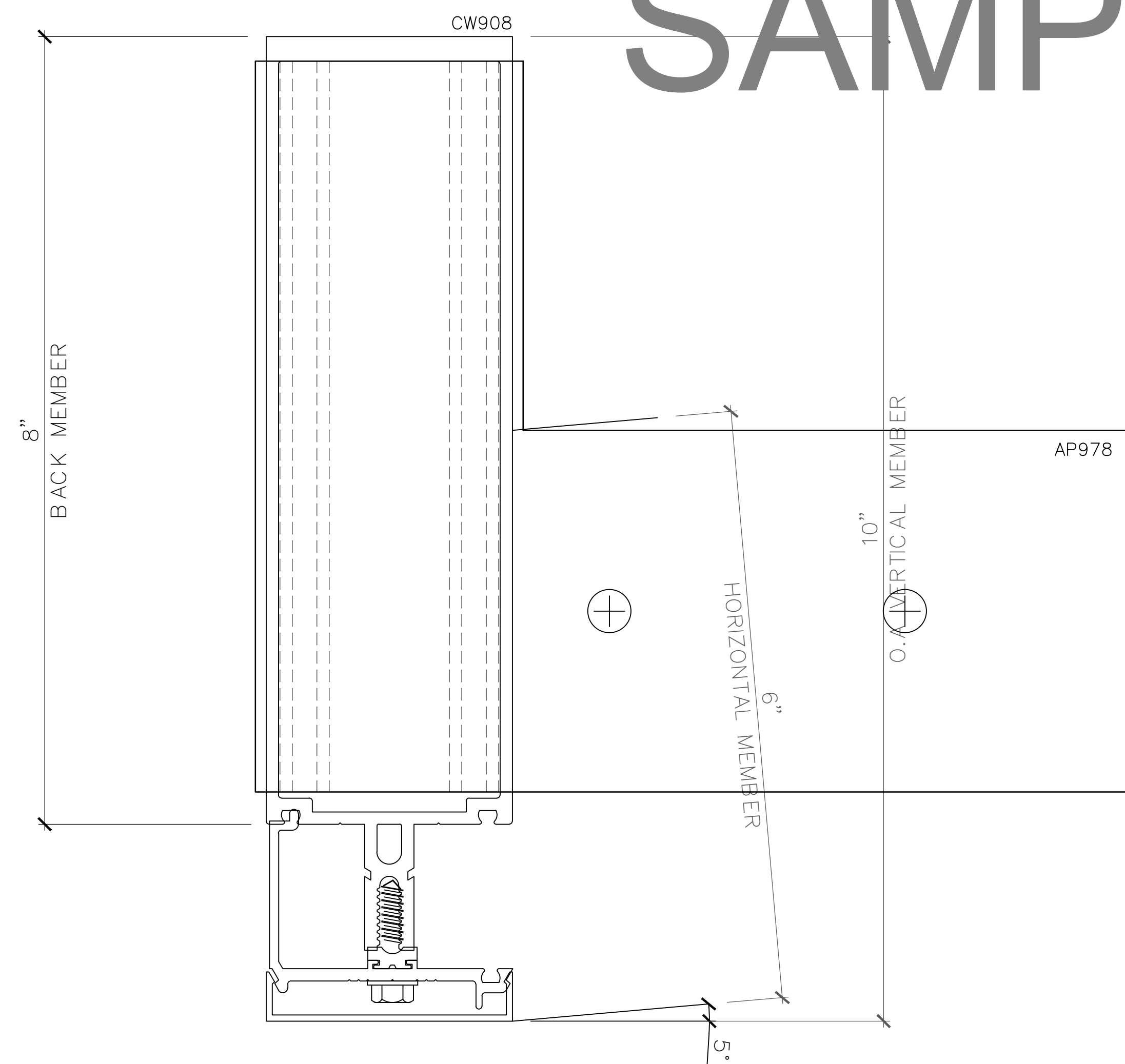
SCALE:
FULL

PLOT DATE:
2013.06.23

SHEET NO:
D.501



SAMPLE DRAWINGS



1 'F' ANCHORS @ WALL JAMBS
 SCALE: FULL (VERTICAL DETAIL - PLAN VIEW)
 ARCH REF: 3250 SERIES CURTAINWALL

ARCHITECT:

GENERAL CONTRACTOR:

PROJECT:

**NUTRULITE
 RESEARCH
 CENTER
 BLDG 9**

5660 BEACH BLVD
 BUENA PARK, CA 90622

REVISIONS/SUBMISSIONS:

NO.	DESCRIPTION	DATE
1	ARCH & ENG REVIEW/COMMENTS FOR SUBMISSION	07-31-12
2	GCI REVIEW & APPROVAL (2ND DRAFT)	07-08-12
3	PRELIM REVIEW	06-23-12

DRAWN BY: (og) ozzie@psds.us
PROFESSIONAL SHOPDRAWINGS
 For the Commercial Glazing Industry
 125 E Tahquitz Canyon Way
 Suite 203-M
 Palm Springs, CA 92262
 (951) 377-4114

PROJECT: 13-103

DRAWING TITLE:

F ANCHOR CLIPS

SCALE:

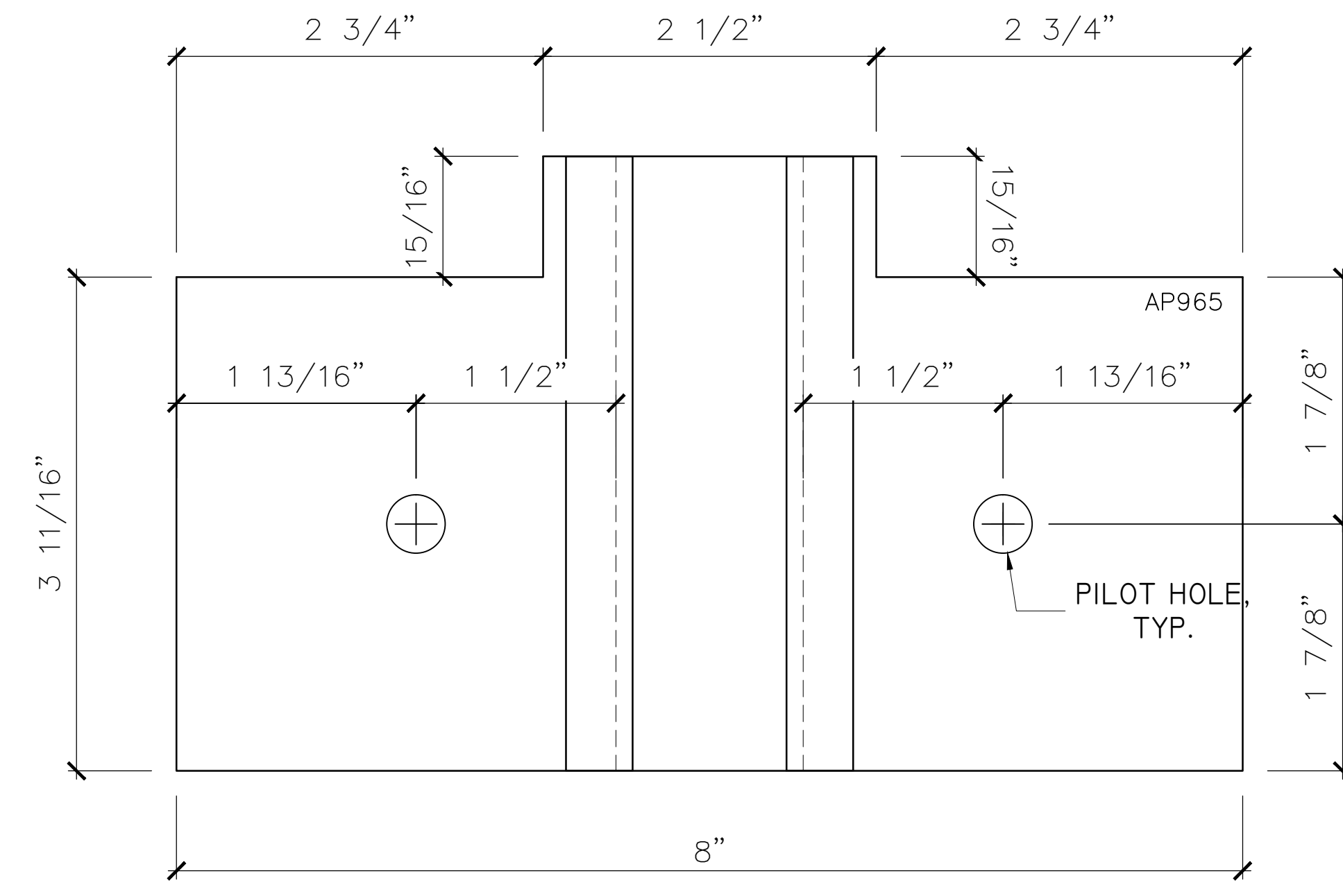
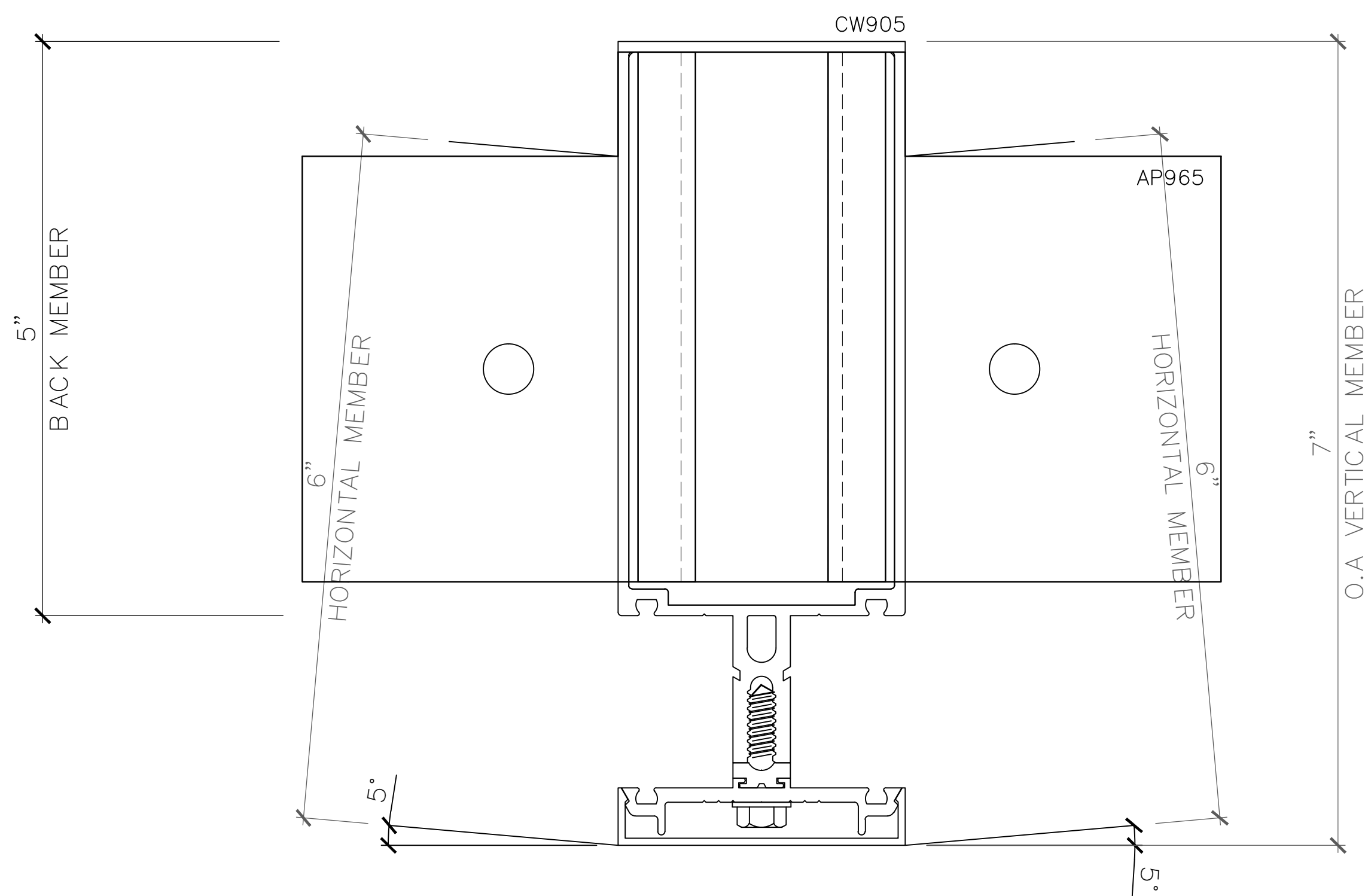
FULL

PLOT DATE:

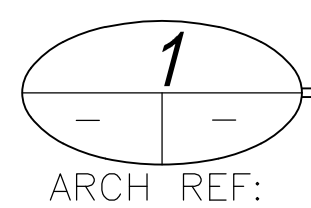
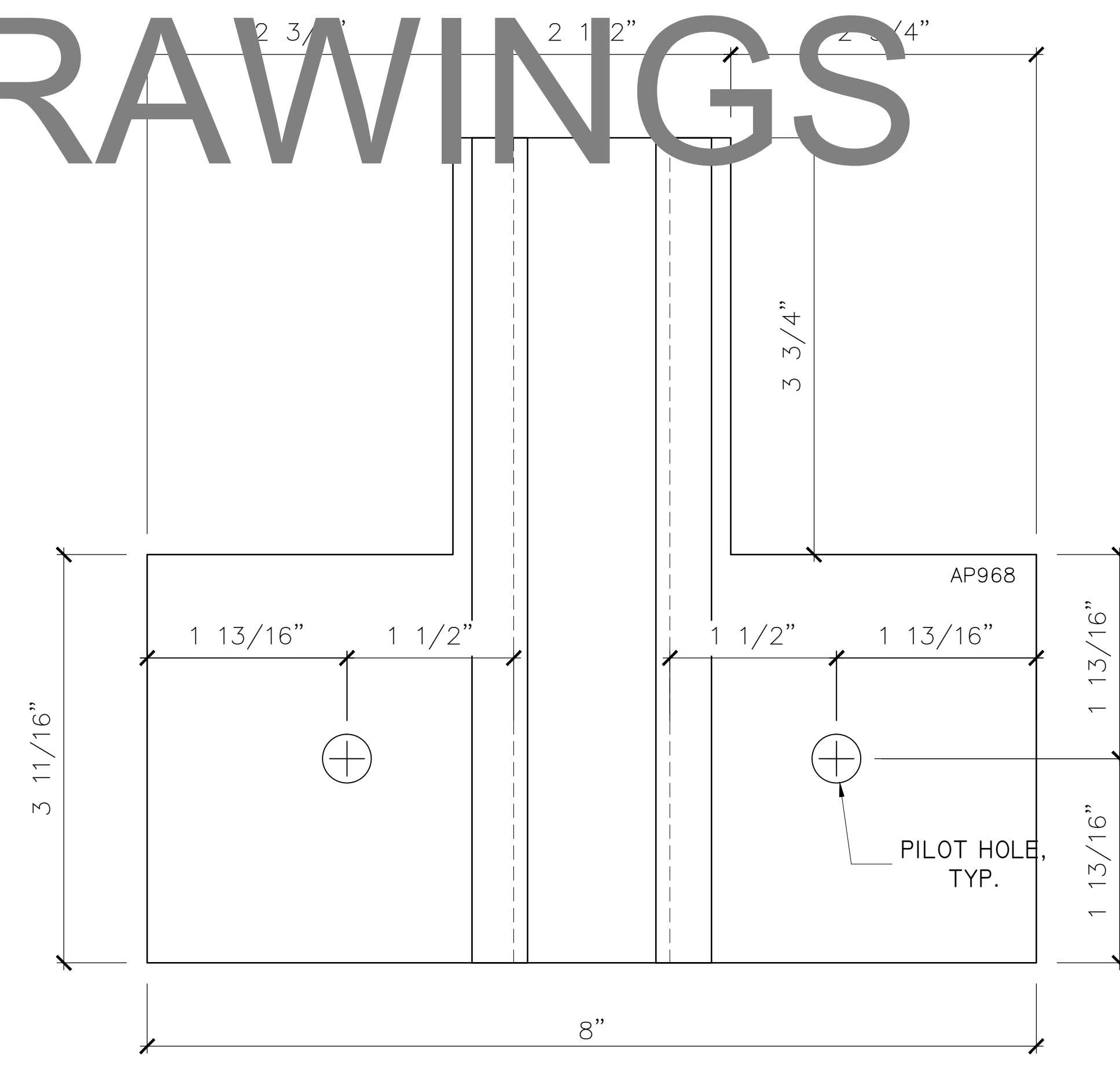
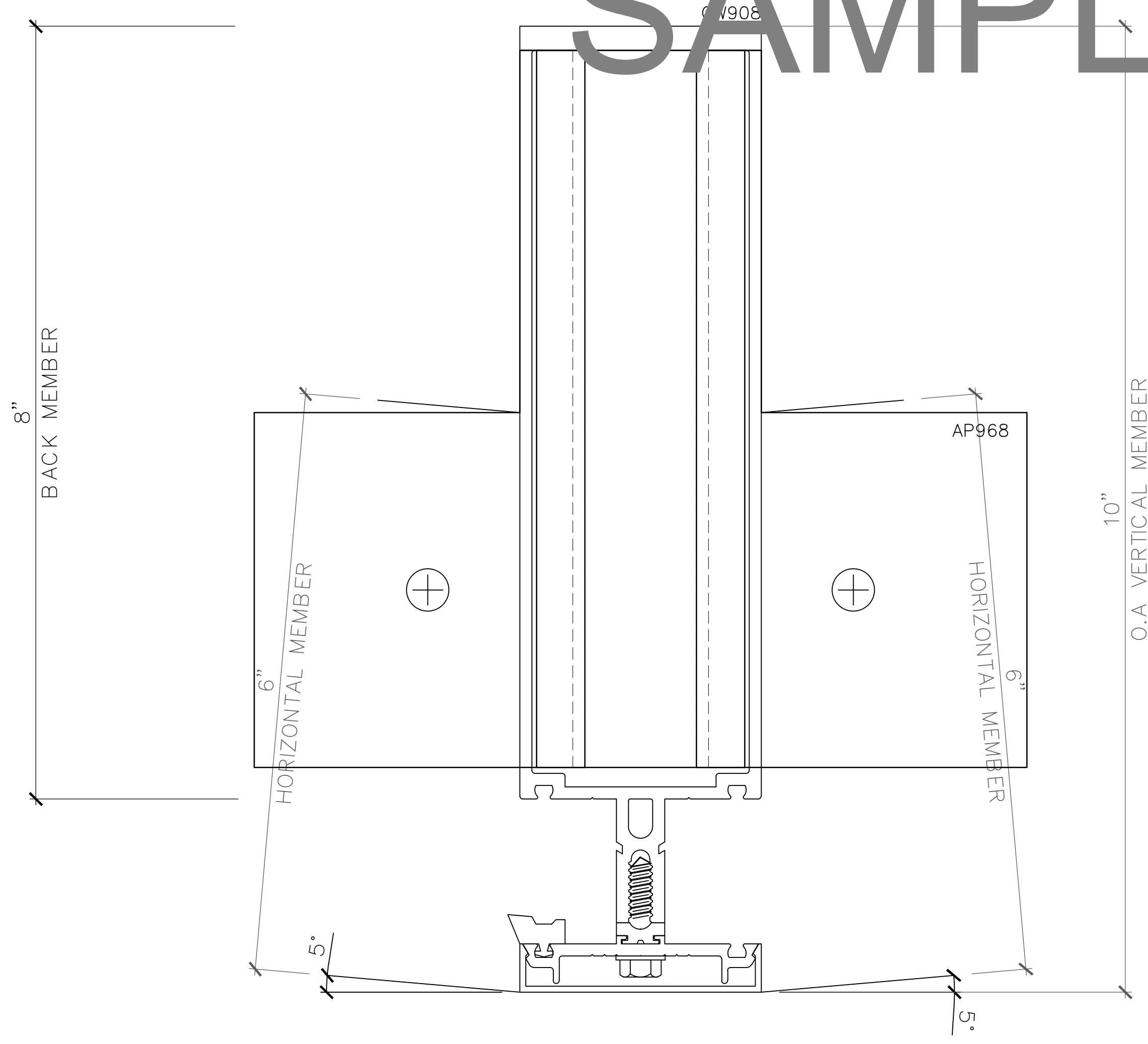
2013.06.23

SHEET NO:

D.601



SAMPLE DRAWINGS



'T' ANCHORS @ INTERMEDIATE VERTICALS

SCALE: FULL (VERTICAL DETAIL - PLAN VIEW)
3250 SERIES CURTAINWALL

ARCH REF:

ARCHITECT:

GENERAL CONTRACTOR:

PROJECT:

NUTRULITE RESEARCH CENTER BLDG 9

5660 BEACH BLVD
BUENA PARK, CA 90622

REVISIONS/SUBMISSIONS:

NO.	REVISION	DATE
1	ARCH & ENG REVIEW/COMMENTS	07-31-12
2	FOR SUBMISSION	07-31-12
3	GCI REVIEW & APPROVAL (2ND DRAFT)	07-08-12
4	PRELIM REVIEW	06-23-12

DRAWN BY: (og) ozzie@psds.us



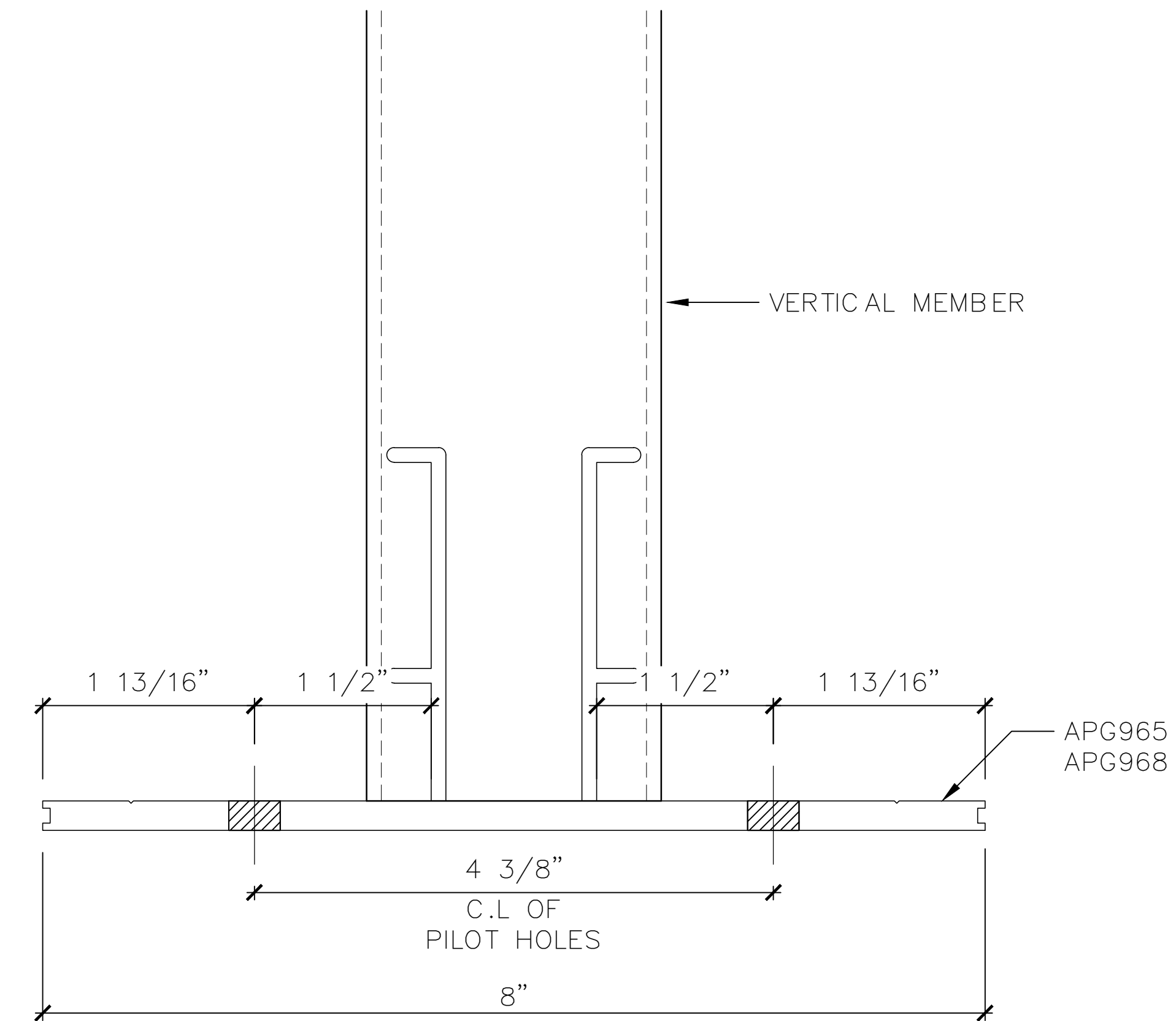
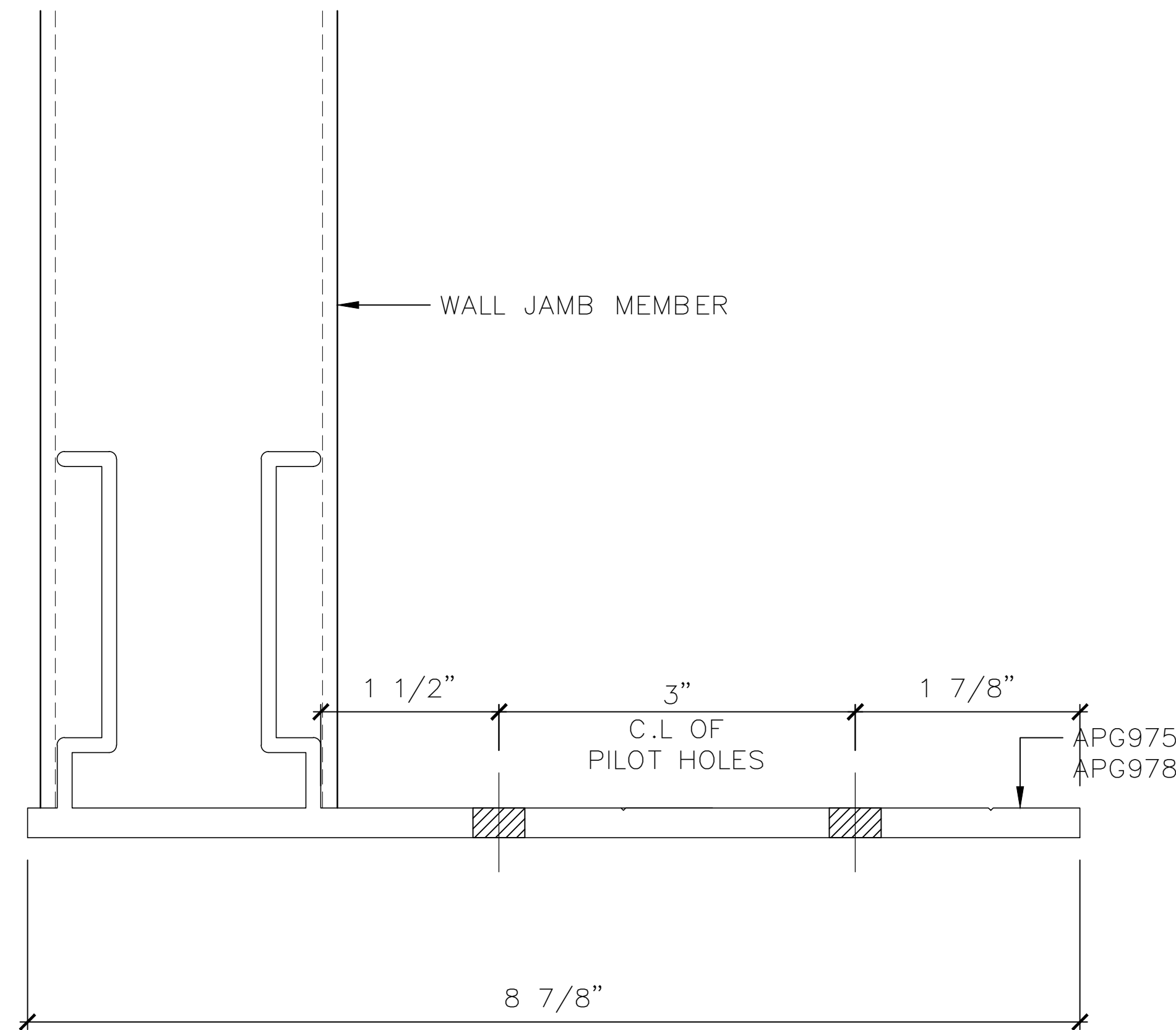
PROJECT: 13-103
DRAWING TITLE:

T ANCHOR CLIPS

SCALE: FULL

PLOT DATE:
2013.06.23

SHEET NO:
D.602



1 'F' ANCHORS @ WALL JAMBS
 SCALE: FULL (ELEVATION DETAIL - FRONT VIEW)
 ARCH. REF: 3250 SERIES CURTAINWALL

2 'F' ANCHORS @ INTERMEDIATE VERTICALS
 SCALE: FULL (ELEVATION DETAIL - FRONT VIEW)
 ARCH. REF: 3250 SERIES CURTAINWALL

SAMPLE DRAWINGS

ARCHITECT:

GENERAL CONTRACTOR:

PROJECT:

NUTRULITE RESEARCH CENTER BLDG 9

5660 BEACH BLVD
 BUENA PARK, CA 90622

REVISIONS/SUBMISSIONS:

ARCH & ENG REVIEW/COMMENTS	07-31-12
FOR SUBMISSION	07-30-12
GCI REVIEW & APPROVAL (2ND DRAFT)	07-08-12
PRELIM REVIEW	06-23-12

DRAWN BY: (og) ozzie@psds.us
PROFESSIONAL SHOPDRAWINGS
 For the Commercial Cleaning Industry
 125 E Tahquitz Canyon Way
 Suite 203-M
 Palm Springs, CA 92262
 (951) 377-4114

PROJECT: 13-103
 DRAWING TITLE:

F & T ANCHOR CLIPS

SCALE: FULL

PLOT DATE: 2013.06.23

SHEET NO: D.603